



MAHARAJA INSTITUTE OF TECHNOLOGY MYSORE
BELAWADI, SRIRANGAPATNA Tq, MANDYA-571477

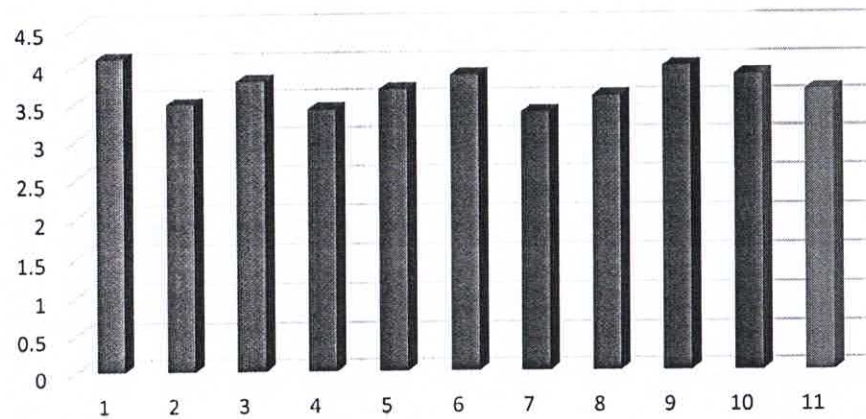


Department of Computer Science and Engineering

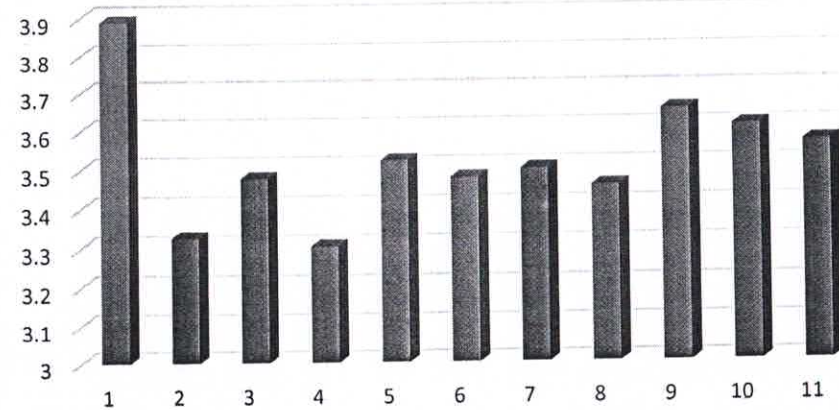
2016-17(Form A)

Date:11/07/2017

Feedback on Quality of Program by Students/Alumni
FORM A (A Section)



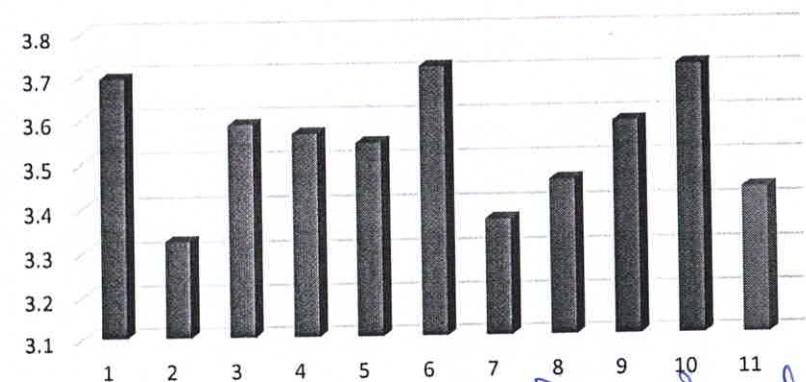
Feedback on Quality of Program by Students/Alumni
FORM A(B Section)



RECOMMENDATIONS:

1. Improvement in workshops to be conducted in the department.
2. Coverage of courses in Section B is to be addressed.
3. Overall feedback of Section B is to be improved.

Feedback on Quality of Program by
Students/Alumni FORM A(C Section)



Head of the Department

Head of Department
Computer Science & Engg.,
MIT MYSORE



MAHARAJA INSTITUTE OF TECHNOLOGY MYSORE
BELAWADI, SRIRANGAPATNA Tq, MANDYA-571477

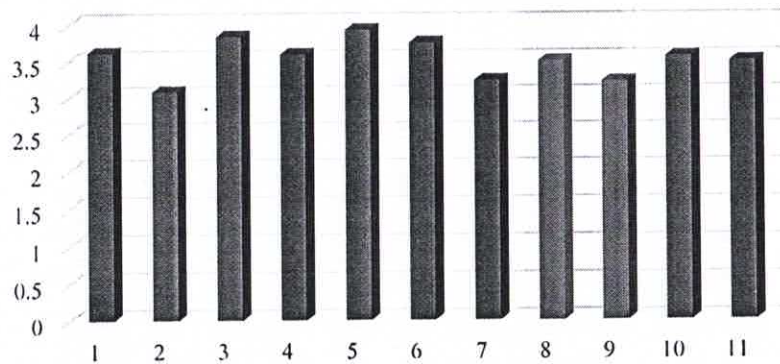


Department of Computer Science and Engineering

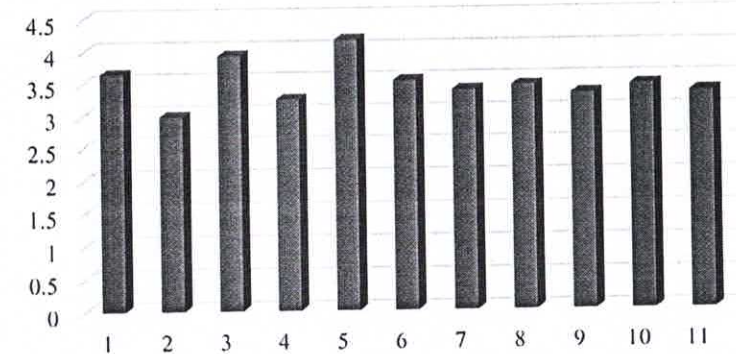
2016-17(Form B)

Date:11/07/2017

Institutional Evaluation by Students FORM B(A Section)




Institutional Evaluation by Students FORM B(B Section)



RECOMMENDATIONS:

1. Improvement of greenery in the campus
2. Dustbins in parking place
3. Wifi Facility in the campus

Institutional Evaluation by Students FORM B(C Section)




Head of the Department
Head Of Department
Computer Science & Engg.,
MIT, MYSORE

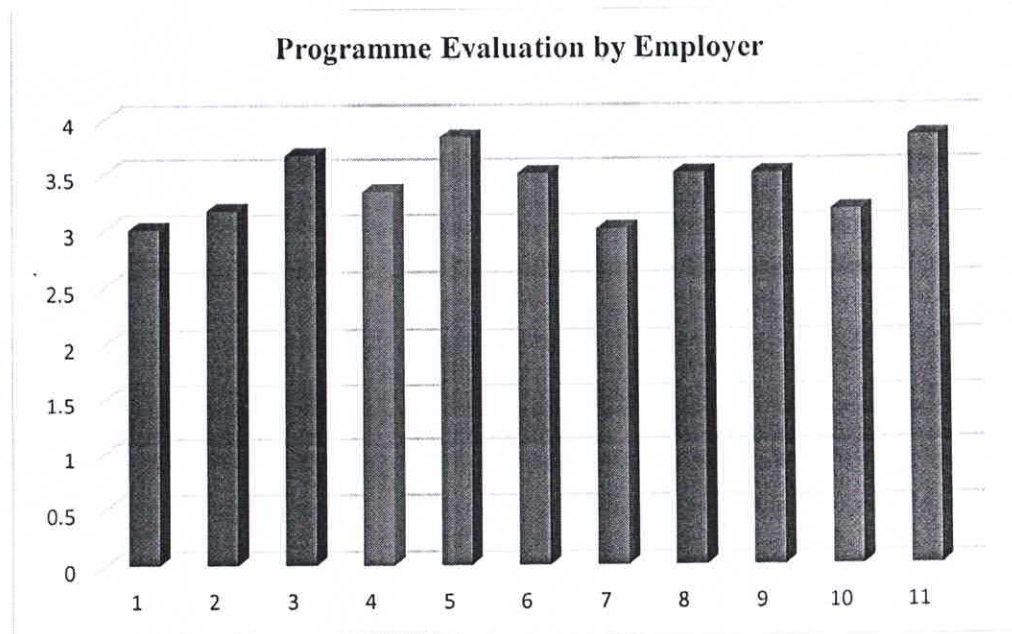


MAHARAJA INSTITUTE OF TECHNOLOGY MYSORE
BELAWADI, SRIRANGAPATNA Tq, MANDYA-571477



Department of Computer Science and Engineering

Date:11/07/2017



Recommendations:

Research orientation during program may be enhanced by implementing mini projects, internships for final year students and pre final year students.
Communication and attitude of students can be improved through training programs.


Head of the Department



MAHARAJA INSTITUTE OF TECHNOLOGY MYSORE
BELAWADI, SRIRANGAPATNA Tq, MANDYA-571477



Department of Computer Science and Engineering

Date:11/07/2017

Form D: Parents Feedback Form on Curriculum (2016-2017)													
Student Name	Batch	Parent Name	Q1	Q2	Q3	Q4	Q5	Q6	Q7	Q8	Q9	Q10	Q11
Dhanush H S	2016	Suresh H T	4	5	4	5	4	5	4	5	4	5	4
Digvijay Gowda	2016	Annappa Swamy	5	4	5	4	5	4	5	4	5	4	5
Idreesh Shariff	2016	Hansar	5	5	5	5	5	5	5	5	5	4	4
Harini R	2016	Ramesh	4	4	5	3	5	4	5	4	5	4	5
Rajat Govil	2016	Rakesh Kumar	5	5	5	5	5	3	5	5	5	5	5
Rakshith C	2016	Chikkusappa	4	5	4	5	5	5	5	5	3	4	4
Savanth Aakash	2016	Shiva Shankar	4	5	4	5	4	5	4	5	4	5	4
N Nithin Srivatsav	2016	N Sreenivas Rao	5	4	5	4	5	4	5	4	5	4	3
Sinchana Shetty	2016	Mahesh Shetty	5	5	5	3	5	5	5	5	5	4	4
Raksha Prasad	2016	Prasad	4	4	5	4	5	3	5	4	5	4	5
Average of Rating			4.5	4.6	4.7	4.3	4.8	4.3	4.8	4.6	4.6	4.3	4.3
Count of Parents Rating 5			5	6	7	5	8	5	8	6	7	3	4
Count of Parents Rating 4			5	4	3	3	2	3	2	4	2	7	5
Count of Parents Rating 3			0	0	0	2	0	2	0	0	1	0	1
Count of Parents Rating 2			0	0	0	0	0	0	0	0	0	0	0

Head of the Department

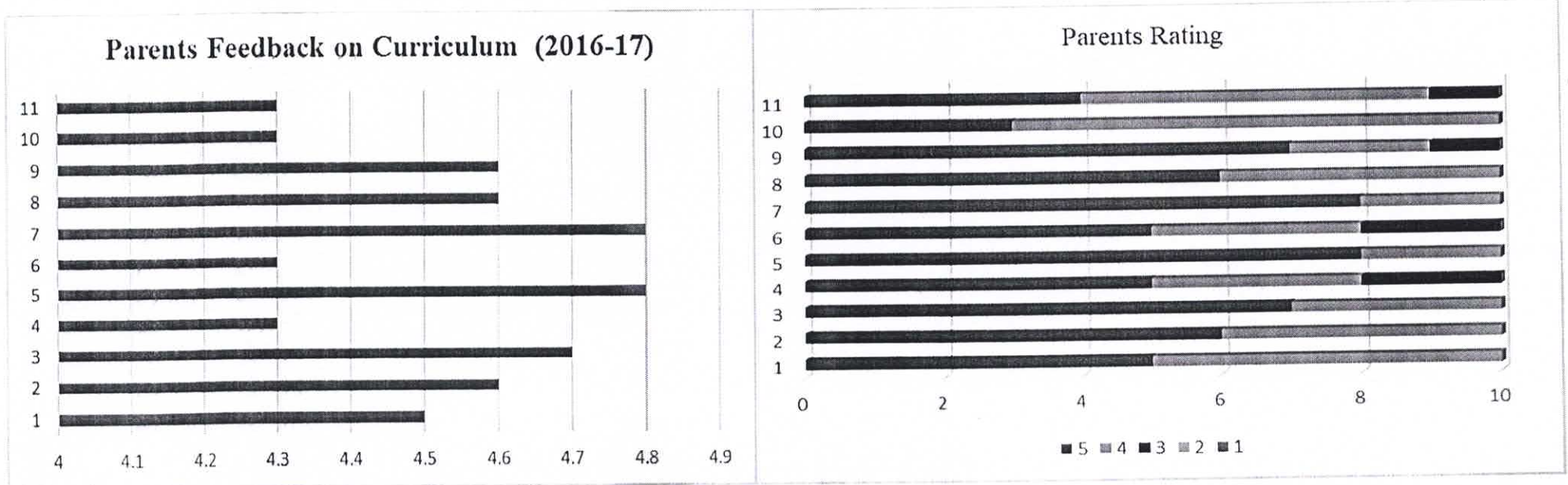


MAHARAJA INSTITUTE OF TECHNOLOGY MYSORE
 BELAWADI, SRIRANGAPATNA Tq, MANDYA-571477
 Department of Computer Science and Engineering



Date:11/07/2017

Count of Parents Rating 1	0	0	0	0	0	0	0	0	0	0	0
---------------------------	---	---	---	---	---	---	---	---	---	---	---



Notes:
 Parents expectations are are being met on curriculum

Prof. Deenu R
 Prof. DEENU R
 Head Of Department
 Computer Science & Engg.,
 MIT, MYSORE

Head of the Department



MAHARAJA INSTITUTE OF TECHNOLOGY MYSORE
BELAWADI, SRIRANGAPATNA Tq, MANDYA-571477



Department of Computer Science and Engineering

2016-17 (Odd)

Date:11/07/2017

	Faculty Name	Dept	Subject Code	Q1	Q2	Q3	Q4	Q5	Q6	Q7	Q8	Q9
1	Dr Deepu R	CSE	10CS55	5	4	5	5	5	5	5	5	5
2	Dr Muruli S	CSE	15CS33	4	4	5	4	4	4	4	5	4
3	Prof Hemanth S R	CSE	15CS35	4	5	5	5	4	4	4	5	5
4	Prof Nanda kumar R B	CSE	10CS74	5	5	5	4	4	5	4	5	5
5	Prof Shobha B S	CSE	15CS32	4	5	5	4	4	4	5	5	4
6	Prof Honnaraju B	CSE	10CS762	4	4	5	5	5	4	5	5	4
7	Prof Deepthi N	CSE	10CS73	4	5	5	4	5	4	5	5	4
8	Sumathi S K	CSE	10CSL58	5	5	5	4	4	5	4	4	4
9	Prof Bharath kumar R	CSE	10CS54	5	5	5	4	4	4	4	5	4
10	Prof Sushma Koushik	CSE	15CS33	4	5	4	5	4	5	5	5	5
11	Prof Santhosh E	CSE	15CSL38	5	5	4	4	5	5	4	5	4
12	Prof Yashaswini A R	CSE	10CS71	4	5	5	4	4	5	5	4	5
13	Prof Shruthi N	CSE	15CSL37	5	5	4	4	4	4	5	4	4
14	Prof Archan M N	CSE	10CS52	4	5	4	5	5	4	5	5	4
15	Prof Bhavyashree H D	CSE	10CS56	5	4	4	4	4	5	5	4	4
16	Prof Srilalitha M V	CSE	15CS34	5	5	5	4	5	5	4	4	3
17	Prof Kavya Ravishankar	CSE	10CSL57	4	5	5	4	4	5	4	5	3
18	Prof Ranjith K C	CSE	10CSL77	5	5	5	4	5	5	4	4	4
19	Prof Prasanna G Patil	CSE	10CSL78	5	4	4	5	4	4	4	5	4
20	Prof Yashaswini K A	CSE	10CS73	5	4	4	5	5	4	4	4	4
21	Prof Suhas G	CSE	15CS36	5	4	4	4	5	4	4	5	3
22	Prof Ranjith K N	CSE	10IS51	5	5	4	4	5	5	4	5	3
23	Prof Tejas P	CSE	10CSL57	4	5	4	5	4	5	5	4	3
24	Prof Kruthika S M	CSE	15CSL38	4	4	5	5	5	4	4	5	5
25	Prof Shreeharsha M R	CSE	15CS34	4	5	3	4	4	3	5	3	3


Head of the Department



MAHARAJA INSTITUTE OF TECHNOLOGY MYSORE
BELAWADI, SRIRANGAPATNA Tq, MANDYA-571477



Department of Computer Science and Engineering

2016-17 (Odd)

Date:11/07/2017

Average of Rating	4.5	4.7	4.5	4.4	4.4	4.4	4.4	4.6	4
Count of Faculty Rating 5	13	17	14	9	11	12	11	16	6
Count of Faculty Rating 4	12	8	10	16	14	12	14	8	13
Count of Faculty Rating 3	0	0	1	0	0	1	0	1	6
Count of Faculty Rating 2	0	0	0	0	0	0	0	0	0
Count of Faculty Rating 1	0	0	0	0	0	0	0	0	0

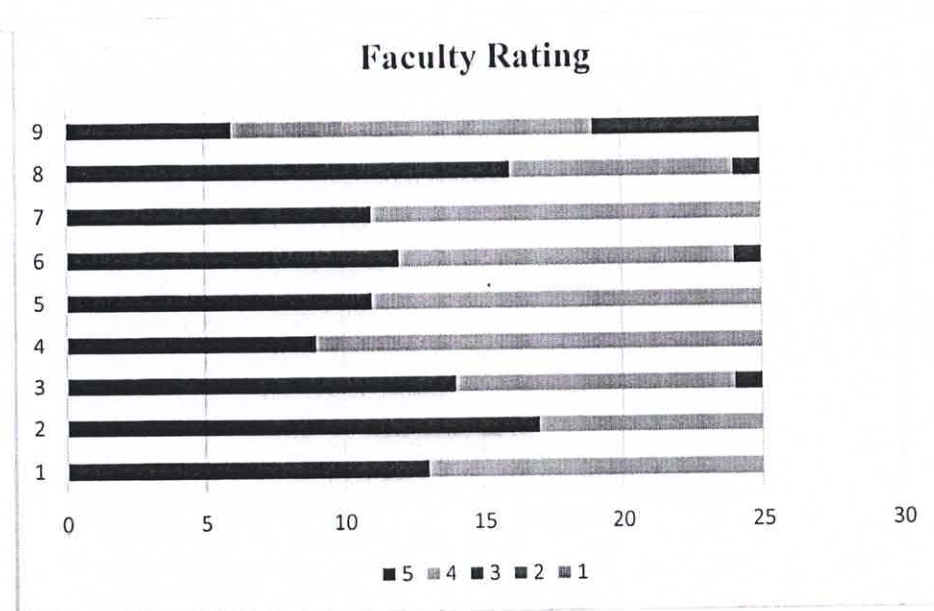
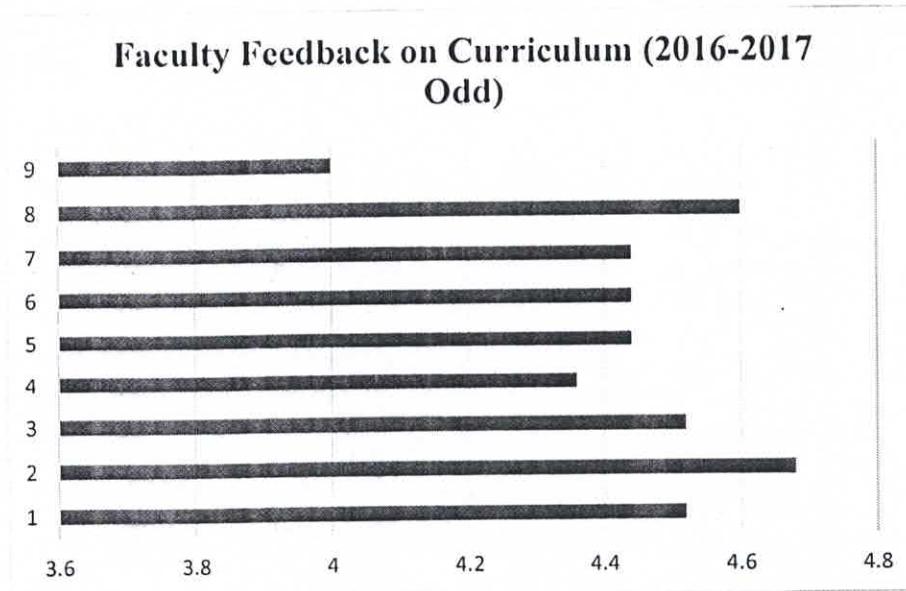
Rds

Head of the Department



2016-17 (Odd)

Date:11/07/2017



Note: Most of the staff have no issues regarding the curriculum from the university


Prof. DEEPU
Head Of Department
Computer Science & Engg.,
MIT, MYSORE

Head of the Department



MAHARAJA INSTITUTE OF TECHNOLOGY MYSORE
BELAWADI, SRIRANGAPATNA Tq, MANDYA-571477



Department of Computer Science and Engineering

2016-17 (Even)

Date:11/07/2017

	Faculty Name	Dept	Subject Code	Q1	Q2	Q3	Q4	Q5	Q6	Q7	Q8	Q9
1	Dr Deepu R	CSE	15CS46	5	4	4	5	5	4	5	4	5
2	Dr Muruli S	CSE	15CS46	5	4	4	5	5	4	4	4	5
3	Prof Hemanth S R	CSE	15CSL47	5	4	4	5	5	4	5	4	4
4	Prof Nanda kumar R B	CSE	10CS64	5	4	4	5	5	4	5	5	5
5	Prof Shobha B S	CSE	15CS44	5	5	5	4	5	5	4	4	4
6	Prof Honnaraju B	CSE	10CS86	5	5	4	4	5	4	4	4	4
7	Prof Deepthi N	CSE	15CS43	5	4	5	4	4	4	4	5	4
8	Sumathi S K	CSE	1CS64	5	5	4	4	4	4	5	5	4
9	Prof Bharath kumar R	CSE	15CSL47	4	4	5	4	4	5	4	5	5
10	Prof Santhosh E	CSE	10CS65	5	5	4	5	4	4	4	4	5
11	Prof Yashaswini A R	CSE	15CS42	5	4	5	4	5	5	5	5	5
12	Prof Shruthi N	CSE	15CS45	4	5	4	5	4	5	5	5	4
13	Prof Archan M N	CSE	10AL61	4	5	4	5	5	4	4	4	5
14	Prof Bhavyashree H D	CSE	10CS82	5	4	5	4	4	5	4	5	5
15	Prof Srilalitha M V	CSE	10CS835	4	4	5	4	4	4	5	4	4
16	Prof Kavya Ravishankar	CSE	10IS81	5	4	4	5	4	4	4	4	5
17	Prof Ranjith K C	CSE	10CS62	5	5	4	5	5	4	4	4	3
18	Prof Prasanna G Patil	CSE	10CS663	4	5	5	5	5	4	5	4	4
19	Prof Yashaswini K A	CSE	15CSL47	5	4	4	5	4	4	4	4	5
20	Prof Suhas G	CSE	10CS661	4	4	5	4	4	4	5	4	4
21	Prof Ranjith K N	CSE	15CS42	4	4	5	4	5	5	5	5	4
22	Prof Tejas P	CSE	10CS842	5	4	4	4	5	4	4	5	5


Head of the Department



MAHARAJA INSTITUTE OF TECHNOLOGY MYSORE
 BELAWADI, SRIRANGAPATNA Tq, MANDYA-571477

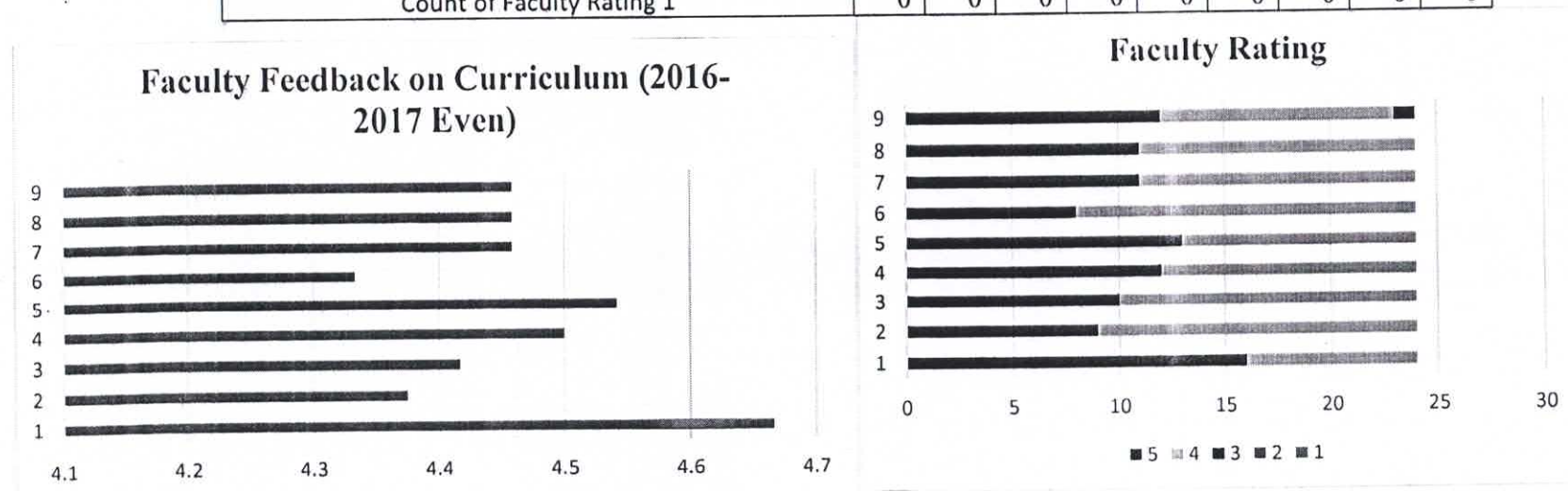


Department of Computer Science and Engineering

2016-17 (Even)

Date:11/07/2017

23	Prof Kruthika S M	CSE	10CS63	5	5	5	4	5	5	5	5	4
24	Prof Shreeharsha M R	CSE	10CS65	4	4	4	5	4	5	4	5	5
Average of Rating				4.7	4.4	4.4	4.5	4.5	4.3	4.5	4.5	4.5
Count of Faculty Rating 5				16	9	10	12	13	8	11	11	12
Count of Faculty Rating 4				8	15	14	12	11	16	13	13	11
Count of Faculty Rating 3				0	0	0	0	0	0	0	0	1
Count of Faculty Rating 2				0	0	0	0	0	0	0	0	0
Count of Faculty Rating 1				0	0	0	0	0	0	0	0	0



Note: Most of the staff have no issues regarding the curriculum from the university

Prof. DEEPIK R
 Head of Department
 Computer Science & Engg.,
Head of the Department



MAHARAJA INSTITUTE OF TECHNOLOGY MYSORE

Behind Belawadi, KR Mills, Srirangapatna(T), Mandya-571477



DEPARTMENT OF COMPUTER SCIENCE AND ENGINEERING

Date: 13/07/2017

From

Dr. Deepu R,
Professor and Head of Department,
Department of Computer Science and Engineering,
MIT Mysore.

To

The Principal,
MIT Mysore.

Respected Sir,

Sub: Submission of proposals based on the feedback received for academic year 2016-2017

With reference to the circular MIT/Principal/2016/1102 dated 01/09/2016 the department has conducted exhaustive feedback analysis and the attachments are the extract of the works done. We collected feedback from our students on infrastructure, their requirements and other improvements that they expect in us. I hereby forward the same along with the analysis report for your kind consideration.

Thanking you

Yours Sincerely

Dr. Deepu R
HoD, CSE

DEEPU R
HEAD OF THE DEPARTMENT
Department of Computer Science and Engineering
Maharaja Institute of Technology Mysore



FEEDBACK REPORT(Alumni, Parent Faculty, and Student)

The institute aims to offer the best possible environment and learning experience to encourage students to perform to their full potential for academic achievement.

Students, teachers, parents and alumni play an important role in the evaluation, development and enhancement of the quality of this learning experience. Feedback from students, teachers, parents and alumni helps the college to evaluate how its service policies and make changes as per stakeholders requirements.

The Feedback Process has put an emphasis on the need for involvement of students in the quality assurance of higher education. Student involvement requires that students should act as a collaborators in, rather than merely passive receivers of, teaching and learning process.

All the stakeholders' feedback data was collected and analyzed as per the following tables from the academic year 2017-18

STUDENTS/ALUMNI FEEDBACK

FORM A: FEEDBACK ON QUALITY OF PROGRAM BY STUDENTS/ALUMNI

S/L	Parameters	A	B	C	D
1.	Depth of the course content including project work if any				
2.	Extent of coverage of courses				
3.	Employment orientation in the curriculum				
4.	Topics for competitive examinations included in the syllabus				
5.	Applicability/relevance to real life situation				
6.	Learning values (in terms of knowledge, concepts, manual skills, analytical abilities and broadening perspectives)				

7.	Research orientation obtained during the program				
8.	Clarity and relevance of textual reading material				
9.	Internal evaluation methods				
10.	Institutional efforts to orient on its vision and mission				
11.	Overall rating				
4: Very good , 3: Good, 2: Satisfactory, 1: Unsatisfactory					

The responses received from the respondents are presented in table for the year 2017-18

	Q1	Q2	Q3	Q4	Q5	Q6	Q7	Q8	Q9	Q10	Q11
Average of Rating	3.72	3.61	3.81	3.81	3.14	3.22	3.36	3.88	3.72	4.00	3.89
% of Students Rating 4	46	50	52	53	19	39	42	60	46	64	57
% of Students Rating 3	18	3	12	10	35	0	3	0	18	0	7
% of Students Rating 2	0	11	0	1	10	25	19	4	0	0	0
% of Students Rating 1	0	0	0	0	0	0	0	0	0	0	0

Report:

The average performance was found good in terms of score. But Applicability/relevance of the program to real life situation was noticed unsatisfactory. Scope for improvement in terms of score was noticed in few Parameters as the score can be improved for very good grade.

STUDENTS/ALUMNI FEEDBACK

FORM B: INSTITUTIONAL EVALUATION BY STUDENTS/ALUMNI

S/L	Parameters	A	B	C	D
1.	Library Facilities				
2.	Computer/Internet/ICT Facilities				
3.	Career Guidance and Placement Activities				
4.	Co-curricular and Extra-curricular activities				
5.	Office and Administration				
6.	Reprographic Facility				
7.	Canteen				
8.	Basic Amenities				
9.	Sports facility				
10.	Cleanliness of campus				
11.	Overall opinion about the college				
4: Very good , 3: Good, 2: Satisfactory, 1: Unsatisfactory					

The responses received from the respondents are presented in table for the year 2017-18

	Q1	Q2	Q3	Q4	Q5	Q6	Q7	Q8	Q9	Q10	Q11
Average of Rating	3.72	3.61	3.81	3.81	3.14	3.22	3.36	3.88	3.72	4.00	3.89
% of Students Rating 4	46	50	52	53	19	39	42	60	46	64	57
% of Students Rating 3	18	3	12	10	35	0	3	0	18	0	7
% of Students Rating 2	0	11	0	1	10	25	19	4	0	0	0
% of Students Rating 1	0	0	0	0	0	0	0	0	0	0	0

Report:

The average performance was found good in terms of score. But office and administration was noticed unsatisfactory. Scope for improvement in terms of score was noticed in few parameters as the score can be improved for excellent grade.

EMPLOYER FEEDBACK

FORM C: PROGRAMME EVALUATION BY THE EMPLOYER

S/L	Parameters	5	4	3	2	1
1	Subject knowledge of the graduate working in your organization.					
2	Competency level					
3	Adequacy of skill					
4	Job Fit					
5	Adequacy of curriculum					
6	Target Orientation					
7	Quest for new learning					
8	Ability to relate theory to practice					
9	Group Dynamics					
10	Communication and Attitude					
11	Overall rating					
5: Excellent, 4: Very good , 3: Good, 2: Satisfactory, 1: Unsatisfactory						

The responses received from the respondents are presented in table for the year 2017-18

	Q1	Q2	Q3	Q4	Q5	Q6	Q7	Q8	Q9	Q10	Q11
Average of Rating	3.56	3.56	3.44	3.56	3.44	3.89	4.00	3.44	3.33	3.56	3.44
% of EMPLOYER Rating 5	0	0	0	0	0	0	0	0	0	0	0
% of EMPLOYER Rating 4	5	5	4	5	5	8	9	5	5	6	4
% of EMPLOYER Rating 3	4	4	5	4	3	1	0	3	2	2	5
% of EMPLOYER Rating 2	0	0	0	0	1	0	0	1	2	1	0

Report:

The average performance was found good in terms of score. Quest for new learning was noticed satisfactory. But adequacy of skill, adequacy of curriculum and Ability to relate theory to practice noticed average rating and quest for new learning was noticed unsatisfactory. Scope for improvement in terms of score was noticed in few Parameters as the score can be improved for excellent grade.

PARENTS FEEDBACK

We have designed general feedback form for the parents which include few parameters about the curriculum designed by university. The feedback from parents is given in the following tables. We collected feedback from parents through Parents-Teacher Meet

FORM D: PARENTS FEEDBACK FORM ON CURRICULUM

You may rate your responses as 5- Excellent, 4- Very Good, 3 – Good, 2- Average, 1- Poor

S/L	Question	5	4	3	2	1	If Average or poor the changes suggested
1.	How do you rate the availability of the text and reference books in the market?						
2.	How do you rate the treatment of the students by the faculty irrespective of the background of the student (Gender, cast, community, creed etc.) in teaching and evaluation?						
3.	How do you rate the ambience of the college for effective delivery of the academic process?						
4.	How do rate the courses in terms of their relevance to the latest and/or future technologies?						
5.	How do you rate the programs based on the comfort of your son/daughter in coping with the workload?						
6.	How do you rate the quality of the teaching in the Institution?						
7.	How do you rate the outcomes that your son/daughter has achieved from the courses?						
8.	How do you rate the transparency of the evaluation system in the college?						
9.	How do you rate the college activities that help your son/daughter in getting jobs and placements?						
10.	How do you rate the transformation of your son/daughter after the completion of the course?						
11.	How do you rate the scholarship/ concessions given to your son/daughter by the college						

The responses received from the respondents are presented in table for the year 2017-18

	Q1	Q2	Q3	Q4	Q5	Q6	Q7	Q8	Q9	Q10	Q11
Average of Rating	4.47	4.24	4.30	4.16	4.13	4.30	4.16	4.18	4.08	4.24	3.97
% of PARENTS Rating 5	22	16	17	14	13	16	13	15	13	16	13
% of PARENTS Rating 4	13	15	14	17	18	17	18	17	18	18	14
% of PARENTS Rating 3	2	7	6	6	6	3	5	4	5	1	9
% of PARENTS Rating 2	1	0	0	1	1	1	1	2	1	3	1

Report: The average performance was found ranging from very good to excellent in terms of score. The availability of the text and reference books in the market was noticed satisfactory. The average performance was found good in terms of score. Scholarship/ concessions given to the students given by the college were noticed unsatisfactory.

FACULTY FEEDBACK

FORM E: FEEDBACK ON CURRICULUM BY FACULTY

You may rate your responses as 5- Excellent, 4- Very Good, 3 – Good, 2- Average, 1- Poor

S/L	Question	5	4	3	2	1	If Average or poor the changes suggested
1.	How do you rate the program offered in terms of the load of the courses?						
2.	How do you rate the availability of the text and reference books in the market?						
3.	How do you rate the quality and relevance of the courses included into the curriculum?						
4.	How do you rate the academic facility of the College for effective delivery of the academic process?						
5.	How do rate the courses in terms of their relevance to the latest and/or the future technologies?						
6.	How do you rate the program based on the comfort of your student in coping with the workload?						
7.	How do you rate the outcomes that your student has achieved from the courses?						
8.	How do you rate the college activities that help your students in getting jobs and placements?						
9.	How do you rate the transformation of your students after the completion of the course?						

The responses received from the respondents are presented in table for the year 2017-18

	Q1	Q2	Q3	Q4	Q5	Q6	Q7	Q8	Q9
Average of Rating	4.53	4.58	4.53	4.53	4.24	3.95	3.79	3.45	3.63
% of Faculty Rating 5	48	63	57	68	41	32	25	25	27
% of Faculty Rating 4	78	45	47	38	55	61	48	51	55
% of Faculty Rating 3	4	15	26	22	34	37	55	50	46
% of Faculty Rating 2	0	7	0	2	0	0	2	4	2
% of Faculty Rating 1	0	0	0	0	0	0	0	0	0

Report:

Majority of the teachers have rated the program offered in terms of the load of the courses, the quality and relevance of the courses included into the curriculum and the academic facility of the College for effective delivery of the academic process as good. Most of the teachers rated that the college activities is not helping the students in getting jobs and placements.

PROPOSAL BASED ON THE FEEDBACK ANALYSIS

The student's are advised to take part in feedback process fearlessly to find out the shortcomings of department and also for every individual teacher in the department and from the analysis following points are listed.

1. In response to the applicability/relevance of the program to real life situation students were taken to various industrial visits.
2. Requested to provide ATM facility in the college campus
3. Students request to provide hostel facility in the campus.
4. Sanitary pads/facilities in female toilets.
5. Students requested for Wi-Fi Facility in the campus
6. Increase internet connection speed and provide individual PC for staff.
7. Requested for more canteen space, and improvement in quality of food in the canteen
8. Since we have very less space for library and it is located at basement, students are finding difficulties to reach and access the books, so requesting to relocate the library with enough space and facilities.


Dr. C. Ramakrishnegowda
Professor and Head
Department of Civil Engineering
Maharaja Institute of Technology Mysore
Sriranga Pattana Tq., Mandya-571477



MAHARAJA INSTITUTE OF TECHNOLOGY MYSORE

Belavadi, S.R. Patna Taluk, Mandya - 571438



Department of Electronics and Communication Engineering

Submitted

MITM/ECE/2017-18/021

From,

Dr. Mahesh Rao
Professor & Head of the department,
Electronics & Communication Engineering,
MIT Mysore

To,

The Principal,
MIT Mysore

Respected Sir,

Subject: Submission of the Feedback Report

With reference to the circular # MITM/Principal/2017/1091 dated 01/09/2017, the department has taken exhaustive feedback from Students, Parents, Employers, Alumni and Faculty. The attachments are the extract of the feedback data and the analysis works done on the same. Based on the observations made in the department, a summary report is enclosed at the end of the letter that may be considered to be taken up in the upcoming academic year based on your priority.

Looking forward to working with you on any of the feedback points for the betterment of the students and the institution.

Thanking you.

Warm Regards,



FEEDBACK REPORT(Alumni, Parent Faculty, and Student)

The Department of Electronics and Communication at Maharaja Institute of Technology Mysore aims to offer the best possible environment and learning experience to encourage our students to perform to their full potential for academic achievement.

Students, teachers, parents and alumni play an important role in the evaluation, development and enhancement of the quality of this learning experience. Feedback from students, teachers, parents and alumni helps the department to evaluate how its services, policies, etc meet their expectations and further helps to make appropriate changes as per stakeholders requirements.

The Feedback Process has put an emphasis on the need for involvement of students in the quality assurance of higher education. Student involvement requires that students should act as collaborators in, rather than merely passive receivers of, teaching and learning process.

All the stakeholders' feedback data was collected and analyzed as per the following tables from the academic year 2017-18

STUDENTS/ALUMNI FEEDBACK

FORM A: FEEDBACK ON QUALITY OF PROGRAM BY STUDENTS/ALUMNI

S/L	Parameters	A	B	C	D
1.	Depth of the course content including project work if any				
2.	Extent of coverage of courses				
3.	Employment orientation in the curriculum				
4.	Topics for competitive examinations included in the syllabus				
5.	Applicability/relevance to real life situation				
6.	Learning values (in terms of knowledge, concepts, manual skills, analytical abilities and broadening perspectives)				



Department of Electronics and Communication Engineering

7.	Research orientation obtained during the program				
8.	Clarity and relevance of textual reading material				
9.	Internal evaluation methods				
10.	Institutional efforts to orient on its vision and mission				
11.	Overall rating				
5: Very good , 4: Good, 3: Satisfactory, 2: Unsatisfactory					

The responses received from the respondents are presented in table for the year 2017-18

2017-18	Q1	Q2	Q3	Q4	Q5	Q6	Q7	Q8	Q9	Q10	Q11
% of Students Rating 5	84	56	58	48	59	68	55	70	72	75	67
% of Students Rating 4	16	44	42	52	41	32	45	30	27	25	33
% of Students Rating 3	0	0	0	0	0	0	0	0	1	0	0
% of Students Rating 2	0	0	0	0	0	0	0	0	0	0	0

Feedback observations & Analysis:

The following observations were made. Students in general are OK with the curriculum offered, however, they do indicate that there is no focus to help them with the competitive examinations as indicated by Q4 response, they also feel that there is not sufficient focus on research (Q7). Majority of response is between Good and Very good.



STUDENTS/ALUMNI FEEDBACK

FORM B: DEPARTMENT EVALUATION BY STUDENTS/ALUMNI

S/L	Parameters	A	B	C	D
1.	Library Facilities				
2.	Computer/Internet/ICT Facilities				
3.	Career Guidance and Placement Activities				
4.	Co-curricular and Extra-curricular activities				
5.	Office and Administration				
6.	Reprographic Facility				
7.	Canteen				
8.	Basic Amenities				
9.	Sports facility				
10.	Cleanliness of campus				
11.	Overall opinion about the college				

5: Very good , 4: Good, 3: Satisfactory, 2: Unsatisfactory

The responses received from the respondents are presented in table for the year 2017-18

2017-18	Q1	Q2	Q3	Q4	Q5	Q6	Q7	Q8	Q9	Q10	Q11
Average of Rating	4.8265	4.398	4.602	4.5408	4.449	4.4796	4.4592	4.5408	4.5408	4.5306	4.4592
% of Students Rating 5	82.65	39.79	60.20	55.10	48.97	52.04	57.14	55.10	55.10	54.08	45.91
% of Students Rating 4	17.34	60.20	39.79	43.87	46.93	43.87	34.69	43.87	43.87	44.89	54.08
% of Students Rating 3	0	0	0	1.02	4.081	4.081	5.10	1.02	1.020	1.020	0
% of Students Rating 2	0	0	0	0	0	0	3.06	0	0	0	0

Feedback observations & Analysis:

Except for college Canteen, other response seems to be Good to Very good category. Canteen facility needs to be addressed properly as there are responses of Unsatisfactory.



MAHARAJA INSTITUTE OF TECHNOLOGY MYSORE

Belavadi, S.R. Patna Taluk, Mandya - 571438



Department of Electronics and Communication Engineering

EMPLOYER FEEDBACK

FORM C: PROGRAMME EVALUATION BY THE EMPLOYER

S/L	Parameters	A	B	C	D
1	Subject knowledge of the graduate working in your organization.				
2	Competency level				
3	Adequacy of skill				
4	Job Fit				
5	Adequacy of curriculum				
6	Target Orientation				
7	Quest for new learning				
8	Ability to relate theory to practice				
9	Group Dynamics				
10	Communication and Attitude				
11	Overall rating				

5: Very good , 4: Good, 3: Satisfactory, 2: Unsatisfactory

The responses received from the respondents are presented in table for the year 2017-18

	Q1	Q2	Q3	Q4	Q5	Q6	Q7	Q8	Q9	Q10	Q11
Average of Rating	4.17	3.8	4.17	4.33	4.5	4.33	4.33	4.5	4.5	4.5	4.5
% of Employer Rating 5	33.33	16.67	33.33	66.67	66.67	50	50	50	50	66.67	66.67
% of Employer Rating 4	50	66.67	50	16.67	16.67	33.33	33.33	50	50	16.67	16.67
% of Employer Rating 3	16.67	0	16.67	0	16.67	16.67	16.67	0	0	16.67	16.67
% of Employer Rating 2	0	16.67	0	16.67	0	0	0	0	0	0	0

Feedback observations & Analysis:

Employers of our students feel that overall we have done a great job, except for the competency level to the job fit where we need to improve. However, as the E&C students can be in various kinds of industry, difficult to understand the competency level requirements in general, we the department will try to understand that better to ensure our students do well in their chosen field of employment.



PARENTS FEEDBACK

We have designed general feedback form for the parents which include few parameters about the curriculum designed by university. The feedback from parents is given in the following tables. We collected feedback from parents during the Parents-Teacher Meet

FORM D: PARENTS FEEDBACK FORM ON CURRICULUM

You may rate your responses as 5- Excellent, 4- Very Good, 3 – Good, 2- Average, 1- Poor

S/L	Question	5	4	3	2	1	If Average or poor the changes suggested
1.	How do you rate the availability of the text and reference books in the market?						
2.	How do you rate the treatment of the students by the faculty irrespective of the background of the student (Gender, cast, community, creed etc.) in teaching and evaluation?						
3.	How do you rate the ambience of the college for effective delivery of the academic process?						
4.	How do rate the courses in terms of their relevance to the latest and/or future technologies?						
5.	How do you rate the programs based on the comfort of your son/daughter in coping with the workload?						
6.	How do you rate the quality of the teaching in the Institution?						
7.	How do you rate the outcomes that your son/daughter has achieved from the courses?						
8.	How do you rate the transparency of the evaluation system in the college?						
9.	How do you rate the college activities that help your son/daughter in getting jobs and placements?						
10.	How do you rate the transformation of your son/daughter after the completion of the course?						
11.	How do you rate the scholarship/ concessions given to your son/daughter by the college						



Department of Electronics and Communication Engineering

The responses received from the respondents are presented in table for the year 2017-18

2017-18	Q1	Q2	Q3	Q4	Q5	Q6	Q7	Q8	Q9	Q10	Q11
Average of Rating	4.63	4.55	4.45	4.27	4.45	4.64	4.27	4.55	4.45	4.55	4.36
% of PARENTS Rating 5	72.73	54.54	45.45	36.36	54.54	72.73	36.36	54.55	45.4	54.55	54.55
% of PARENTS Rating 4	18.18	45.45	54.54	45.46	27.27	18.18	45.46	36.36	45.46	45.46	27.27
% of PARENTS Rating 3	9.09	0	0	9.09	9.09	9.09	9.09	0	0	0	9.09
% of PARENTS Rating 2	0	0	0	0	0	0	0	0	0	0	0
% of PARENTS Rating 1	0	0	0	0	0	0	0	0	0	0	0

Feedback observations & Analysis:

From the above table more parents strongly agreed that the curriculum was well designed and proper focus is given on the infrastructure, library and academic discipline. The overall feedback from the parents shows that parents were well satisfied with the facilities and efforts taken by the Department. Some parents were of the opinion that we need to offer better electives to cope up with the latest technologies. Department plans to offer latest technology based electives as offered by the VTU.



Department of Electronics and Communication Engineering

FACULTY FEEDBACK

FORM E: FEEDBACK ON CURRICULUM BY FACULTY

You may rate your responses as 5- Excellent, 4- Very Good, 3 - Good, 2- Average, 1- Poor

S/L	Question	5	4	3	2	1	If Average or poor the changes suggested
1.	How do you rate the program offered in terms of the load of the courses?						
2.	How do you rate the availability of the text and reference books in the market?						
3.	How do you rate the quality and relevance of the courses included into the curriculum?						
4.	How do you rate the academic facility of the College for effective delivery of the academic process?						
5.	How do rate the courses in terms of their relevance to the latest and/or the future technologies?						
6.	How do you rate the program based on the comfort of your student in coping with the workload?						
7.	How do you rate the outcomes that your student has achieved from the courses?						
8.	How do you rate the college activities that help your students in getting jobs and placements?						
9.	How do you rate the transformation of your students after the completion of the course?						

The responses received from the respondents are presented in table for the year 2017-18

2017-18	Q1	Q2	Q3	Q4	Q5	Q6	Q7	Q8	Q9
Average Of Rating	4.74	4.61	4.58	4.5	4.37	4.29	4.29	4.24	4.32
% of FACULTY Rating 5	73.68	60.53	57.9	57.89	42.10	39.47	36.84	42.11	44.74
% of FACULTY Rating 4	26.32	39.47	42.10	34.21	52.63	50	55.26	39.47	42.11
% of FACULTY Rating 3	0	0	0	7.89	5.26	10.53	7.89	18.42	13.16
% of FACULTY Rating 2	0	0	0	0	0	0	0	0	0
% of FACULTY Rating 1	0	0	0	0	0	0	0	0	0

Feedback observations & Analysis:

Majority of the teachers had opinion that curriculum was appropriate and explained clearly. Most of the teachers had strongly agreed for syllabus content, they were happy with the facility provided in library and infrastructure. Innovative methods of teaching needs to be incorporated to keep the students attention in the class room and to help in the learning process, that was reflected in the response. Placements seems to be a concern too.



Department of Electronics and Communication Engineering

REPORT OF THE FEEDBACK ANALYSIS

The students are advised and encouraged to take part in feedback process fearlessly/annonymously to find out the shortcomings of department and also with the individual teacher to check if there is any scope for updating with classical teaching modules.

To Emphasis on conduction of Workshop, Seminars, Quiz competition and research programs to stimulate an appreciation of basic science and research skill.

1. **In response to complete the syllabus in time:** The teachers are able to complete the syllabus in time. Keeping in mind the time frame-work of the syllabus, the teachers accordingly plan for the classes to complete the entire syllabus on time. Teachers do take extra classes as appropriate and provide encouragement to the students to attend the same.
2. **In response to the availability of prescribed books/reading materials in the library:** The library is well furnished with required reading material/books. The reading material and books have already been updated at the beginning of the semester through the requisition process.
3. **In response to internet facility, working lab equipments and cooperative staff:** The computer system with internet facility and Wi-Fi system are available in the department. An extra lab for the VLSI was established this year and students are happy with that development.
4. **Placements:** Faculties indicated that they need much better and effective placement department.
5. Department request to give one extra class room as there are 3 sections in the second year class.
6. Students request for sports ground, since we are not having proper ground facility.
7. Student request separate bus root for Bannur and malavalli.
8. Mini project needs to be conducted at the 2nd and 3rd year level, department has identified the faculty to conduct the same with a competition in mind.
9. Many faculties are coming by cars, though we have parking facility, we do require more area. So, faculties are requesting for a separate car packing in the campus.
10. Request to provide ATM facility in the college campus
11. Since many of the students and staff are coming from different places, every day they are relying on the canteen for their breakfast, lunch and found they are unsatisfactory so behalf of department requesting to change the management of the canteen.



Feedback Report(Alumni, Parent Faculty, and Student)

The institute aims to offer the best possible environment and learning experience to encourage students to perform to their full potential for academic achievement.

Students, teachers, parents and alumni play an important role in the evaluation, development and enhancement of the quality of this learning experience. Feedback from students, teachers, parents and alumni helps the college to evaluate how its service policies and make changes as per stakeholders requirements.

The Feedback Process has put an emphasis on the need for involvement of students in the quality assurance of higher education. Student involvement requires that students should act as a collaborators in, rather than merely passive receivers of, teaching and learning process.

All the stakeholders' feedback data was collected and analyzed as per the following tables from the academic year 2017-18

STUDENTS/ALUMNI FEEDBACK

FORM A: FEEDBACK ON QUALITY OF PROGRAM BY STUDENTS/ALUMNI

S/L	Parameters	A	B	C	D
1.	Depth of the course content including project work if any				
2.	Extent of coverage of courses				
3.	Employment orientation in the curriculum				
4.	Topics for competitive examinations included in the syllabus				
5.	Applicability/relevance to real life situation				
6.	Learning values (in terms of knowledge, concepts, manual skills, analytical abilities and broadening perspectives)				
7.	Research orientation obtained during the program				

8.	Clarity and relevance of textual reading material				
9.	Internal evaluation methods				
10.	Institutional efforts to orient on its vision and mission				
11.	Overall rating				
4: Very good , 3: Good, 2: Satisfactory, 1: Unsatisfactory					

The responses received from the respondents are presented in table for the year 2017-18

2017-18	Q1	Q2	Q3	Q4	Q5	Q6	Q7	Q8	Q9	Q1	Q11
% of Students Rating 4	53.75	45	56.25	32.5	43.75	50	46.25	43.75	43.75	46.25	42.5
% of Students Rating 3	37.5	48.75	33.75	46.25	42.5	40	40	46.25	50	38.75	46.25
% of Students Rating 2	5	6.25	6.25	20	10	10	8.75	7.5	5	12.5	10
% of Students Rating 1	3.75	0	3.75	1.25	3.75	0	5	2.5	1.25	2.5	1.25

Report:

The average performance was found ranging from good to excellent in terms of score. But Research orientation obtained during the program it was noticed average. Scope for improvement in terms of score was noticed in few Parameters as the score can be improved for excellent grade.

STUDENTS/ALUMNI FEEDBACK

FORM B: INSTITUTIONAL EVALUATION BY STUDENTS/ALUMNI

S/L	Parameters	A	B	C	D
1.	Library Facilities				
2.	Computer/Internet/ICT Facilities				
3.	Career Guidance and Placement Activities				
4.	Co-curricular and Extra-curricular activities				
5.	Office and Administration				
6.	Reprographic Facility				
7.	Canteen				
8.	Basic Amenities				
9.	Sports facility				
10.	Cleanliness of campus				
11.	Overall opinion about the college				
4: Very good , 3: Good, 2: Satisfactory, 1: Unsatisfactory					

The responses received from the respondents are presented in table for the year 2017-18

2017-18	Q1	Q2	Q3	Q4	Q5	Q6	Q7	Q8	Q9	Q10	Q11
% of Students Rating 4	52.5	35	51.25	37.5	46.25	38.75	33.75	37.5	47.5	47.5	42.5
% of Students Rating 3	32.5	51.25	38.75	47.5	40	50	37.5	46.25	31.25	42.5	45
% of Students Rating 2	11.25	11.25	8.75	10	12.5	8.75	13.75	11.25	18.75	8.75	10
% of Students Rating 1	3.75	2.5	1.25	5	1.25	2.5	15	5	2.5	1.25	2.5

Report:

The average performance was found ranging from good to excellent in terms of score. But Canteen it was noticed unsatisfactory. Scope for improvement in terms of score was noticed in few Parameters as the score can be improved for excellent grade

FORM C: PROGRAMME EVALUATION BY THE EMPLOYER

S/L	Parameters	A	B	C	D
1	Subject knowledge of the graduate working in your organization.				
2	Competency level				
3	Adequacy of skill				
4	Job Fit				
5	Adequacy of curriculum				
6	Target Orientation				
7	Quest for new learning				
8	Ability to relate theory to practice				
9	Group Dynamics				
10	Communication and Attitude				
11	Overall rating				
4: Very good , 3: Good, 2: Satisfactory, 1: Unsatisfactory					

The responses received from the respondents are presented in table for the year 2017-18

2017-18	Q1	Q2	Q3	Q4	Q5	Q6	Q7	Q8	Q9	Q10	Q11
Average of Rating	3.5	3.15	3.34	3.18	3.23	3.2	2.76	3.1	3.213	3.184	3.31
% of EMPLOYER Rating 4	47	32	38	30	37	33	31	29	37	30	36
% of EMPLOYER Rating 3	24	28	26	35	24	29	14	31	23	33	30
% of EMPLOYER Rating 2	5	12	12	6	11	12	11	13	11	10	8
% of EMPLOYER Rating 1	0	4	0	5	4	2	19	3	5	3	2

Report:

The average performance was found ranging from good to excellent in terms of score. But Quest for new learning it was noticed unsatisfactory. Scope for improvement in terms of score was noticed in few Parameters as the score can be improved for excellent grade

Report: From the above table more than 80% parents strongly agreed that the curriculum of the university was well designed and proper focus is given on the infrastructure, library and academic discipline. The overall feedback from the parents shows that parents were well satisfied with the facilities and efforts taken by the institute.

FACULTY FEEDBACK

FORM E: FEEDBACK ON CURRICULUM BY FACULTY

You may rate your responses as 5- Excellent, 4- Very Good, 3 – Good, 2- Average, 1- Poor

S/L	Question	5	4	3	2	1	If Average or poor the changes suggested
1.	How do you rate the program offered in terms of the load of the courses?						
2.	How do you rate the availability of the text and reference books in the market?						
3.	How do you rate the quality and relevance of the courses included into the curriculum?						
4.	How do you rate the academic facility of the College for effective delivery of the academic process?						
5.	How do rate the courses in terms of their relevance to the latest and/or the future technologies?						
6.	How do you rate the program based on the comfort of your student in coping with the workload?						
7.	How do you rate the outcomes that your student has achieved from the courses?						
8.	How do you rate the college activities that help your students in getting jobs and placements?						
9.	How do you rate the transformation of your students after the completion of the course?						

The responses received from the respondents are presented in table for the year 2017-18

2017-18	Q1	Q2	Q3	Q4	Q5	Q6	Q7	Q8	Q9
Average Of Rating									
% Of Faculty Rating 5	55.81	34.88	30.23	53.49	27.91	11.63	62.79	34.88	25.58
% Of Faculty Rating 4	25.58	60.47	46.51	46.51	60.47	58.14	20.93	58.14	46.51
% Of Faculty Rating 3	20.93	6.98	25.58	2.33	13.95	32.56	18.60	9.30	30.23
% Of Faculty Rating 2	0	0	0	0	0	0	0	0	0
% Of Faculty Rating 1	0	0	0	0	0	0	0	0	0

Report:

About 99% of teacher had opinion that curriculum was appropriate and explained clearly. Most of the teachers had strongly agreed for syllabus content, 95% were happy with the facility provided in library and infrastructure

Head of department Report


ACTION TAKEN REPORT

1. The student's are advised to take part in feedback process fearlessly to find out the shortcomings of department and the individual teacher
2. Student request to provide hostel facility in the campus.
3. Request for proper shelter and seating arrangement in the campus
4. Provide Wi-Fi facility for students
5. Increase internet connection speed
6. Individual PC for staff
7. Request in increase canteen space, and improvement in quality of food in the canteen
8. Provide lift for first year block
9. Conduct Workshop, Seminars, Quiz competition and research programs to stimulate an appreciation of basic science and research skill
10. **In response to the availability of prescribed books/reading materials in the seminar library: request to provide more technical Maxine in library**

PROPOSAL BASED ON THE FEEDBACK ANALYSIS

The student's are advised to take part in feedback process fearlessly to find out the shortcomings of department and also for every individual teacher in the department and from the analysis following points are listed

1. Student request to provide hostel facility in the campus.
2. Request for proper shelter and seating arrangement in the campus
3. Students requested for WiFi Facility in the campus
4. Increase internet connection speed
5. Individual PC for staff
6. Request for more canteen space, and improvement in quality of food in the canteen
7. Provide lift for first year block
8. Conduct Workshop, Seminars, Quiz competition and research programs to stimulate an appreciation of basic science and research skill
9. **In response to the availability of prescribed books/reading materials in the seminar library: request to provide more technical Journals in library**
10. Planting saplings go keep our campus filled with greenery and also to instill dustbins across the campus


Dr. Shatish Kumar. Y. H.
HOD
Professor & Head
Department of Information
Science & Engineering
MIT Mysore

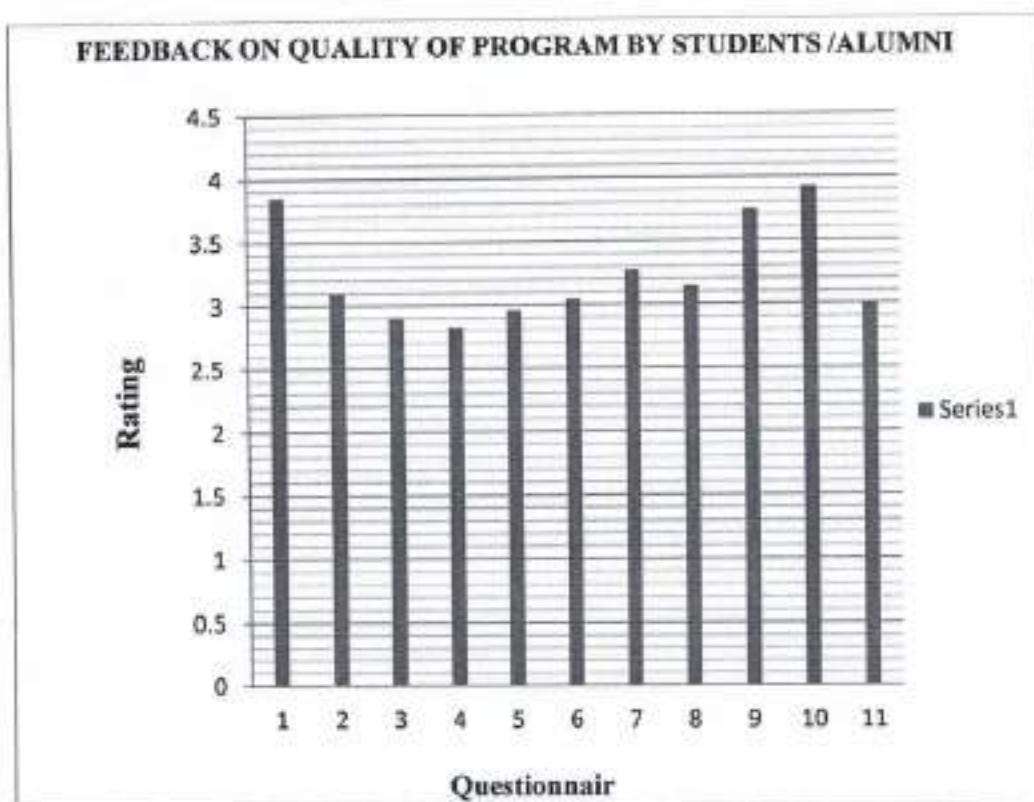


MAHARAJA INSTITUTE OF TECHNOLOGY MYSORE

BELAWADI, NAGUVANAHALLI POST, SRIRANGAPATNA TALUK, MANDYA-571 477

Date: 12/07/18

FORM A: FEEDBACK ON QUALITY OF PROGRAM BY STUDENTS /ALUMNI FOR THE ACADEMIC YEAR 2017-18



Recommendations

- Appointment of department coordinators to enhance employment orientation and conducting various activities such as internship, industrial visit and training and placement program.
- Topics for competitive exams may be improved by various tutorial classes for pre final year students through training and placement.
- To meet applicability to real life situation product development process is required; this may be improved through innovative projects.

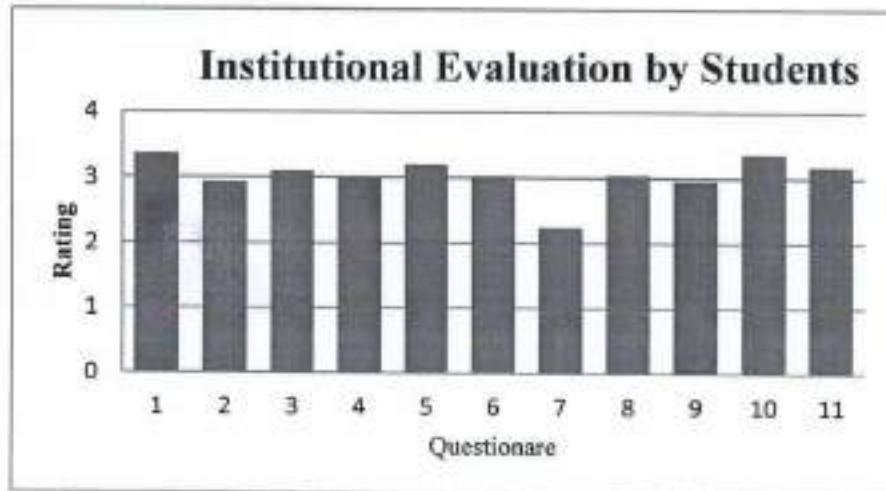
Md
12/07/18

HOD
Dr. Mohamed Khaisar, BE, M.Tech., Ph.D. MIST
Professor & Head
Department of Mechanical Engineering
Maharaja Institute of Technology Mysore



INSTITUTIONAL EVALUATION BY STUDENTS/ALUMNI FOR THE ACADEMIC YEAR 2017-18

Form: B



Recommendations

- Based on the above figure it is inferred that canteen facility in the institute is lagging with Quality of Food and its recommended to improve the quality
- Based on the above figure it is inferred that Internet Speed is slow and limited access in the institute lagging and its recommended to upgrade the facilities


[Handwritten Signature]
25/5/18

HOD



INSTITUTIONAL EVALUATION BY STUDENTS/ALUMNI FOR THE ACADEMIC YEAR 2017-18

Form: B



Recommendations


- Based on the above figure it is inferred that Co-curricular and Extracurricular activities is not satisfactory hence its recommended to improve
- Based on the above figure it is inferred that Office and administration facility is not satisfactory in-terms of number of office staff hence its recommended to increase the number of staff.

[Handwritten Signature]
30/5/18
HOD



Date: 12/07/18

FORMC: PROGRAMME EVALUATION BY THE EMPLOYER
FOR THE ACADEMIC YEAR 2017-18



Recommendations












- Project work being carried out by the students of more research orientation, product development project may be encouraged to have project management skill in the students.

MJ
12/07/18

HOD

Dr. Mohamed Khaiser, BE, M.Tech., Ph.D. MIE
Professor & Head

Department of Mechanical Engineering
Maharaja Institute of Technology Mysore

Q1  <ul style="list-style-type: none"> ■ 1 ■ 2 ■ 3 ■ 4 ■ 5 	Q2  <ul style="list-style-type: none"> ■ 1 ■ 2 ■ 3 ■ 4 ■ 5 	Q3  <ul style="list-style-type: none"> ■ 1 ■ 2 ■ 3 ■ 4 ■ 5 	Q4  <ul style="list-style-type: none"> ■ 1 ■ 2 ■ 3 ■ 4 ■ 5
Q5  <ul style="list-style-type: none"> ■ 1 ■ 2 ■ 3 ■ 4 ■ 5 	Q6  <ul style="list-style-type: none"> ■ 1 ■ 2 ■ 3 ■ 4 ■ 5 	Q7  <ul style="list-style-type: none"> ■ 1 ■ 2 ■ 3 ■ 4 ■ 5 	Q8  <ul style="list-style-type: none"> ■ 1 ■ 2 ■ 3 ■ 4 ■ 5
Q9  <ul style="list-style-type: none"> ■ 1 ■ 2 ■ 3 ■ 4 ■ 5 	Q10  <ul style="list-style-type: none"> ■ 1 ■ 2 ■ 3 ■ 4 ■ 5 	Q11  <ul style="list-style-type: none"> ■ 1 ■ 2 ■ 3 ■ 4 ■ 5 	

% distribution of Rating

From the above Table and graphs, the average ratings of feedback taken from the parents on curriculum are above 4 for most of the questions. Hence according to the feedback from the parents, it can be concluded that the curriculum by the university is meeting the expectations of the parents.

Handwritten signature
12/07/18

HoD

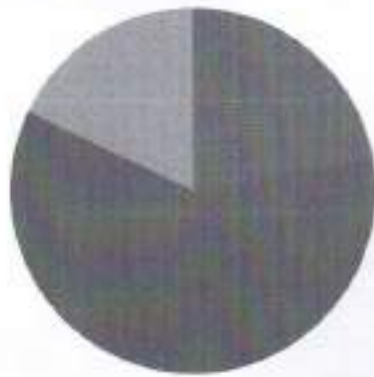
Dr. Michael K. ...
Professor & HoD
...



Date: 20/12/2017

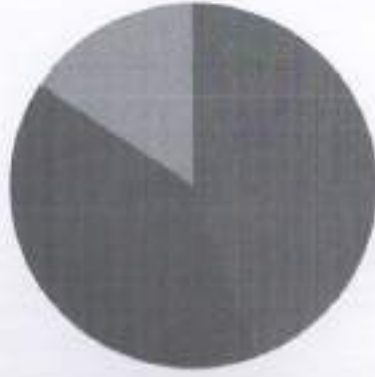
Consolidation								
Faculty ID and Name	Dept	Subject Code	Q1	Q2	Q3	Q4	Q5	Q6
Dr. Mohamed Khaizer	ME	10ME757(AIM)	5	5	5	5	5	5
Mr. B. Harish	ME	15ME32(MS)	3	4	3	3	3	3
		10ME757(AIM)	3	3	3	3	3	3
Mr. Vijay Raghu B	ME	15ME53(TurboMachines)	4	5	4	4	4	4
Mr. Chethan Y D	ME	15ME563(A&R)	5	4	4	5	4	4
		10ME762(TD)	4	4	5	4	4	5
Mr. Ravikumar K S	ME	15ME34(MOM)	3	5	5	5	3	3
		15ME54(DME-I)	3	5	5	5	3	3
Mr. Godfrey Devaputra	ME	15ME563(A&R)	4	4	5	5	3	3
		10ME74(OR)	4	5	4	4	3	3
Mr. G C Ramesh	ME	15ME35B(MTO)	5	5	5	4	4	4
		10ME72(VIBRATION)	5	5	5	5	4	4
Mr. Yogesh Kumar K J	ME	15ME34(MOM)	4	4	5	4	4	3
		10ME72(VIBRATION)	4	5	4	4	4	4
Mr. Raghu S	ME	17ME14(EME)	4	4	4	3	4	4
		15ME36B(MMM)	4	3	4	4	4	4
Mr. Santhosh K G	ME	15ME34(MOM)	4	5	4	4	4	4
		15ME52(DOM)	4	5	4	4	4	4
Mr. Puneeth Kumar S B	ME	15ME33(BTD)	4	5	5	5	3	4
		15ME53(TurboMachines)	4	5	5	5	3	4
Mr. Chethana G D	ME	15ME33(BTD)	4	4	4	3	4	3
		15ME551(RAC)	5	3	4	4	4	5
Mr. Panduranga B P	ME	15ME36A(CAMD)	4	5	4	4	5	4
		15ME53(TurboMachines)	5	5	4	4	4	3
Mr. Kishan G S	ME	15ME32(MS)	5	3	4	3	4	4
		10ME73(H&P)	4	3	3	3	4	4

Q1



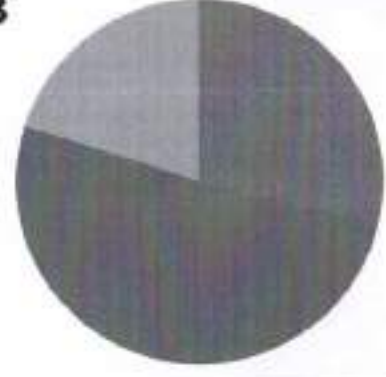
- 1
- 2
- 3
- 4
- 5

Q2




- 1
- 2
- 3
- 4
- 5

Q3



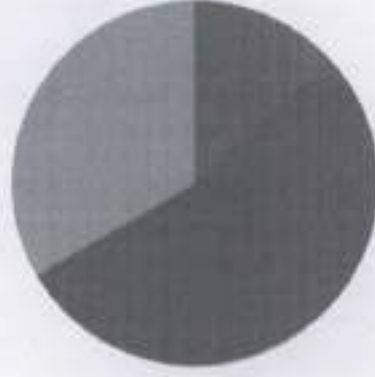
- 1
- 2
- 3
- 4
- 5

Q4




- 1
- 2
- 3
- 4
- 5

Q5



- 1
- 2
- 3
- 4
- 5

Q6



- 1
- 2
- 3
- 4
- 5

% distribution of Rating

From the above Table and graphs, the average ratings of feedback taken from the faculty members on curriculum is above 4 except question number 5 and 6. It can be concluded from the feedback of the faculty members. The students are encouraged to cope up with the workload in order to achieve outcomes.

(Handwritten Signature)
20/12/17

HoD
Professor & HoD,
Department of Mechanical Engineering
Mysore Institute of Technology Mysore



MAHARAJA INSTITUTE OF TECHNOLOGY MYSORE
BELAWADI, NAGUVANAHALLI POST, SRIRANGAPATNA TALUK, MANDYA-571 438

DEPARTMENT OF MECHANICAL ENGINEERING


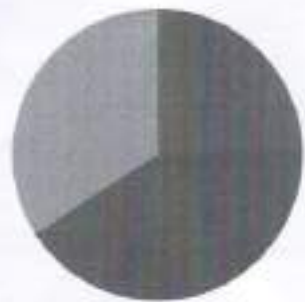

Form E: FEEDBACK FORM ON CURRICULUM BY FACULTY (2017-18, EVEN SEM)



Date: 12/07/2018

Consolidation

Faculty ID and Name	Dept	Subject Code	Q1	Q2	Q3	Q4	Q5	Q6
Dr. Mohamed Khaizer	ME	10ME82(CE)	5	5	5	5	5	5
Mr. B. Harish	ME	15ME45B(MTO)	3	4	4	3	3	3
		15ME664(TQM)	3	4	3	3	4	4
Mr. Vijay Raghu B	ME	15ME44(FM)	4	4	4	4	4	4
		15ME63(HI)	4	4	4	4	4	4
Mr. Chethan Y D	ME	15ME62(CIM)	4	4	5	5	4	4
		10ME837(RP)	4	4	4	5	4	4
Mr. Ravikumar K S	ME	15ME42(KOM)	3	5	5	5	3	3
		15ME61(FEM)	3	5	5	5	3	3
Mr. Godfrey Devaputra	ME	15ME664(TQM)	4	4	3	3	4	4
		10ME81(OM)	4	4	4	4	4	4
Mr. G C Ramesh	ME	15ME45B(MTO)	5	5	5	4	5	4
		10ME665(NTM)	5	5	5	5	4	4
Mr. Yogesh Kumar K J	ME	15ME61(FEA)	3	4	4	5	4	4
		15ME64(DME-II)	5	4	4	4	4	3
Mr. Raghu S	ME	17ME24(EME)	4	4	4	4	3	4
		15ME46B(MMM)	5	4	4	4	5	4
Mr. Santhosh K G	ME	15ME42(KOM)	4	5	4	4	4	4
		15ME64(DME-II)	4	5	4	4	4	4
Mr. Puneeth Kumar S B	ME	15ME63(HI)	4	5	5	5	3	4
		15ME43(ATD)	4	5	5	5	3	4
Mr. Chethana G D	ME	15ME43(ATD)	4	4	4	3	4	4
		15ME44(FM)	4	4	3	4	4	4
Mr. Panduranga B P	ME	17ME24(EME)	4	5	4	4	4	4
		15ME44(FM)	4	5	5	4	4	4
Mr. Kishan G S	ME	10ME65(MECHANICS)	4		4	4	4	4

Q1
 ■ 1
 ■ 2
 ■ 3
 ■ 4
 ■ 5
Q2
 ■ 1
 ■ 2
 ■ 3
 ■ 4
 ■ 5
Q3
 ■ 1
 ■ 2
 ■ 3
 ■ 4
 ■ 5
Q4
 ■ 1
 ■ 2
 ■ 3
 ■ 4
 ■ 5
Q5
 ■ 1
 ■ 2
 ■ 3
 ■ 4
 ■ 5
Q6
 ■ 1
 ■ 2
 ■ 3
 ■ 4
 ■ 5

% distribution of Rating

From the above Table and graphs, the average ratings of feedback taken from the faculty members on curriculum is above 4 except question number 5 and 6. It can be concluded from the feedback of the faculty members. The students are encouraged to cope up with the workload in order to achieve outcomes.

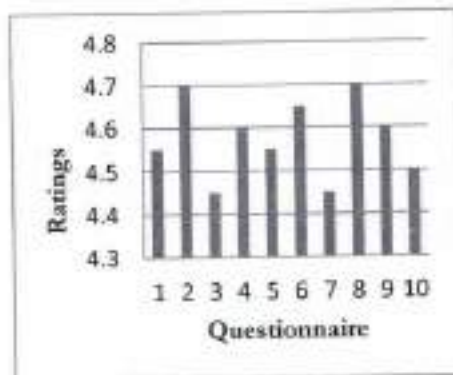
[Signature]
 HoD 12/07/2018

Dr. Mahalingam K. RAO, PhD, MSTE
 Professor & HoD,
 Department of Mechanical Engineering
 JSSR Institute of Technology Mysore

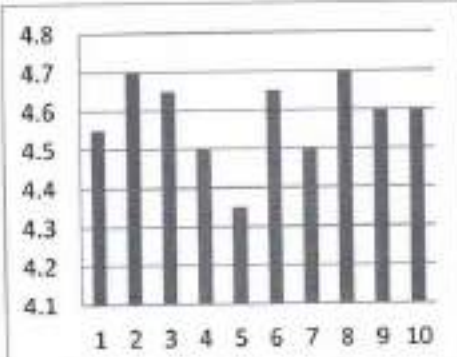


STUDENT FEEDBACK ON FACULTY - ACADEMIC YEAR 2017-18 - 3rd A

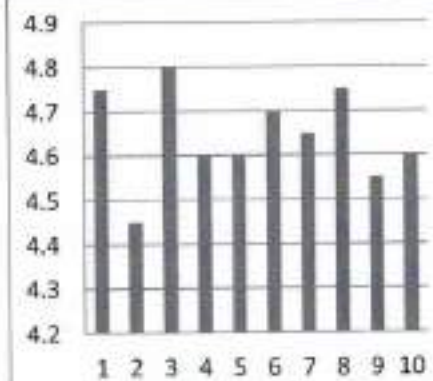
Prof. AKM - 15MAT31



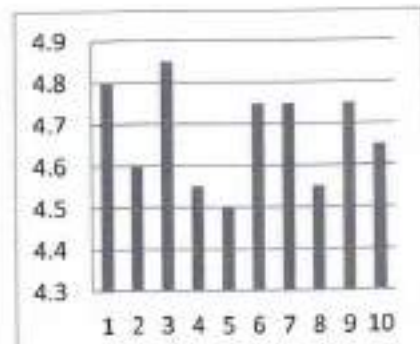
Prof. Ramanandan H S - 15MAT32



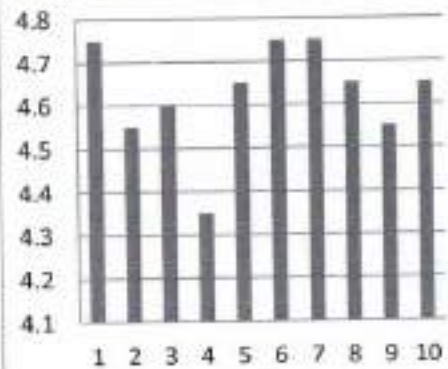
Prof. Puneeth Kumar S B - 15MAT33



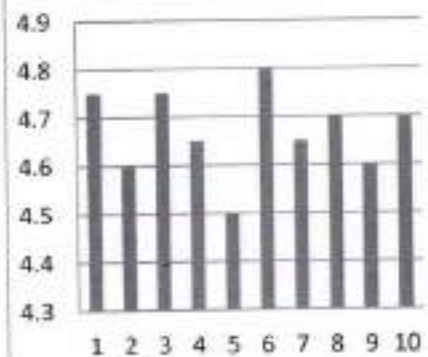
Prof. Ravikumar K S - 15MAT34



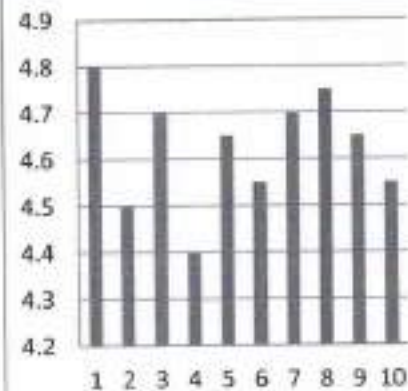
Prof. G C Ramesh - 15MAT35B



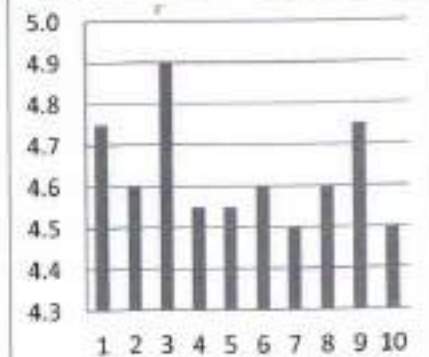
Prof. Raghu S - 15ME306B



Prof. YDC/RS - 15MEL307B



Prof. BH/AM - 15MEL308B



Recommendations

- ✓ Inference based on above data it is found that Prof. Ajay Kumar M is lagging in communication skills. He has been recommended to improvise by going through NPTEL videos

[Signature]
20/12/17
HoD



STUDENT FEEDBACK ON FACULTY - ACADEMIC YEAR 2017-18 - 3rd B

Prof. VK - 15ME31	Prof. B Harish - 15ME32	Prof. Mallikarjuna - 15ME33	Prof. Santhosh K G - 15ME34																																																																																								
<table border="1"><caption>Prof. VK - 15ME31</caption><thead><tr><th>Questionnaire</th><th>Rating</th></tr></thead><tbody><tr><td>1</td><td>4.25</td></tr><tr><td>2</td><td>4.6</td></tr><tr><td>3</td><td>4.45</td></tr><tr><td>4</td><td>4.7</td></tr><tr><td>5</td><td>4.3</td></tr><tr><td>6</td><td>4.6</td></tr><tr><td>7</td><td>4.55</td></tr><tr><td>8</td><td>4.6</td></tr><tr><td>9</td><td>4.3</td></tr><tr><td>10</td><td>4.65</td></tr></tbody></table>	Questionnaire	Rating	1	4.25	2	4.6	3	4.45	4	4.7	5	4.3	6	4.6	7	4.55	8	4.6	9	4.3	10	4.65	<table border="1"><caption>Prof. B Harish - 15ME32</caption><thead><tr><th>Questionnaire</th><th>Rating</th></tr></thead><tbody><tr><td>1</td><td>4.6</td></tr><tr><td>2</td><td>4.5</td></tr><tr><td>3</td><td>4.55</td></tr><tr><td>4</td><td>4.45</td></tr><tr><td>5</td><td>4.7</td></tr><tr><td>6</td><td>4.45</td></tr><tr><td>7</td><td>4.55</td></tr><tr><td>8</td><td>4.55</td></tr><tr><td>9</td><td>4.35</td></tr><tr><td>10</td><td>4.5</td></tr></tbody></table>	Questionnaire	Rating	1	4.6	2	4.5	3	4.55	4	4.45	5	4.7	6	4.45	7	4.55	8	4.55	9	4.35	10	4.5	<table border="1"><caption>Prof. Mallikarjuna - 15ME33</caption><thead><tr><th>Questionnaire</th><th>Rating</th></tr></thead><tbody><tr><td>1</td><td>4.6</td></tr><tr><td>2</td><td>4.5</td></tr><tr><td>3</td><td>4.55</td></tr><tr><td>4</td><td>4.35</td></tr><tr><td>5</td><td>4.65</td></tr><tr><td>6</td><td>4.25</td></tr><tr><td>7</td><td>4.75</td></tr><tr><td>8</td><td>4.4</td></tr><tr><td>9</td><td>4.5</td></tr><tr><td>10</td><td>4.35</td></tr></tbody></table>	Questionnaire	Rating	1	4.6	2	4.5	3	4.55	4	4.35	5	4.65	6	4.25	7	4.75	8	4.4	9	4.5	10	4.35	<table border="1"><caption>Prof. Santhosh K G - 15ME34</caption><thead><tr><th>Questionnaire</th><th>Rating</th></tr></thead><tbody><tr><td>1</td><td>4.55</td></tr><tr><td>2</td><td>4.45</td></tr><tr><td>3</td><td>4.7</td></tr><tr><td>4</td><td>4.65</td></tr><tr><td>5</td><td>4.55</td></tr><tr><td>6</td><td>4.55</td></tr><tr><td>7</td><td>4.5</td></tr><tr><td>8</td><td>4.4</td></tr><tr><td>9</td><td>4.75</td></tr><tr><td>10</td><td>4.45</td></tr></tbody></table>	Questionnaire	Rating	1	4.55	2	4.45	3	4.7	4	4.65	5	4.55	6	4.55	7	4.5	8	4.4	9	4.75	10	4.45
Questionnaire	Rating																																																																																										
1	4.25																																																																																										
2	4.6																																																																																										
3	4.45																																																																																										
4	4.7																																																																																										
5	4.3																																																																																										
6	4.6																																																																																										
7	4.55																																																																																										
8	4.6																																																																																										
9	4.3																																																																																										
10	4.65																																																																																										
Questionnaire	Rating																																																																																										
1	4.6																																																																																										
2	4.5																																																																																										
3	4.55																																																																																										
4	4.45																																																																																										
5	4.7																																																																																										
6	4.45																																																																																										
7	4.55																																																																																										
8	4.55																																																																																										
9	4.35																																																																																										
10	4.5																																																																																										
Questionnaire	Rating																																																																																										
1	4.6																																																																																										
2	4.5																																																																																										
3	4.55																																																																																										
4	4.35																																																																																										
5	4.65																																																																																										
6	4.25																																																																																										
7	4.75																																																																																										
8	4.4																																																																																										
9	4.5																																																																																										
10	4.35																																																																																										
Questionnaire	Rating																																																																																										
1	4.55																																																																																										
2	4.45																																																																																										
3	4.7																																																																																										
4	4.65																																																																																										
5	4.55																																																																																										
6	4.55																																																																																										
7	4.5																																																																																										
8	4.4																																																																																										
9	4.75																																																																																										
10	4.45																																																																																										
Prof. Pratheek P K - 15ME35B	Prof. Panduranga B P - 15ME306B	Prof. AM/Prof. PS - 15ME1307B	Prof. GD / Prof. PPK- 15MEL308B																																																																																								
<table border="1"><caption>Prof. Pratheek P K - 15ME35B</caption><thead><tr><th>Questionnaire</th><th>Rating</th></tr></thead><tbody><tr><td>1</td><td>4.6</td></tr><tr><td>2</td><td>4.45</td></tr><tr><td>3</td><td>4.65</td></tr><tr><td>4</td><td>4.45</td></tr><tr><td>5</td><td>4.6</td></tr><tr><td>6</td><td>4.6</td></tr><tr><td>7</td><td>4.45</td></tr><tr><td>8</td><td>4.55</td></tr><tr><td>9</td><td>4.75</td></tr><tr><td>10</td><td>4.3</td></tr></tbody></table>	Questionnaire	Rating	1	4.6	2	4.45	3	4.65	4	4.45	5	4.6	6	4.6	7	4.45	8	4.55	9	4.75	10	4.3	<table border="1"><caption>Prof. Panduranga B P - 15ME306B</caption><thead><tr><th>Questionnaire</th><th>Rating</th></tr></thead><tbody><tr><td>1</td><td>4.45</td></tr><tr><td>2</td><td>4.55</td></tr><tr><td>3</td><td>4.6</td></tr><tr><td>4</td><td>4.45</td></tr><tr><td>5</td><td>4.6</td></tr><tr><td>6</td><td>4.55</td></tr><tr><td>7</td><td>4.6</td></tr><tr><td>8</td><td>4.55</td></tr><tr><td>9</td><td>4.55</td></tr><tr><td>10</td><td>4.2</td></tr></tbody></table>	Questionnaire	Rating	1	4.45	2	4.55	3	4.6	4	4.45	5	4.6	6	4.55	7	4.6	8	4.55	9	4.55	10	4.2	<table border="1"><caption>Prof. AM/Prof. PS - 15ME1307B</caption><thead><tr><th>Questionnaire</th><th>Rating</th></tr></thead><tbody><tr><td>1</td><td>4.35</td></tr><tr><td>2</td><td>4.6</td></tr><tr><td>3</td><td>4.65</td></tr><tr><td>4</td><td>4.6</td></tr><tr><td>5</td><td>4.6</td></tr><tr><td>6</td><td>4.55</td></tr><tr><td>7</td><td>4.55</td></tr><tr><td>8</td><td>4.6</td></tr><tr><td>9</td><td>4.45</td></tr><tr><td>10</td><td>4.35</td></tr></tbody></table>	Questionnaire	Rating	1	4.35	2	4.6	3	4.65	4	4.6	5	4.6	6	4.55	7	4.55	8	4.6	9	4.45	10	4.35	<table border="1"><caption>Prof. GD / Prof. PPK- 15MEL308B</caption><thead><tr><th>Questionnaire</th><th>Rating</th></tr></thead><tbody><tr><td>1</td><td>4.6</td></tr><tr><td>2</td><td>4.6</td></tr><tr><td>3</td><td>4.5</td></tr><tr><td>4</td><td>4.6</td></tr><tr><td>5</td><td>4.65</td></tr><tr><td>6</td><td>4.45</td></tr><tr><td>7</td><td>4.75</td></tr><tr><td>8</td><td>4.5</td></tr><tr><td>9</td><td>4.55</td></tr><tr><td>10</td><td>4.5</td></tr></tbody></table>	Questionnaire	Rating	1	4.6	2	4.6	3	4.5	4	4.6	5	4.65	6	4.45	7	4.75	8	4.5	9	4.55	10	4.5
Questionnaire	Rating																																																																																										
1	4.6																																																																																										
2	4.45																																																																																										
3	4.65																																																																																										
4	4.45																																																																																										
5	4.6																																																																																										
6	4.6																																																																																										
7	4.45																																																																																										
8	4.55																																																																																										
9	4.75																																																																																										
10	4.3																																																																																										
Questionnaire	Rating																																																																																										
1	4.45																																																																																										
2	4.55																																																																																										
3	4.6																																																																																										
4	4.45																																																																																										
5	4.6																																																																																										
6	4.55																																																																																										
7	4.6																																																																																										
8	4.55																																																																																										
9	4.55																																																																																										
10	4.2																																																																																										
Questionnaire	Rating																																																																																										
1	4.35																																																																																										
2	4.6																																																																																										
3	4.65																																																																																										
4	4.6																																																																																										
5	4.6																																																																																										
6	4.55																																																																																										
7	4.55																																																																																										
8	4.6																																																																																										
9	4.45																																																																																										
10	4.35																																																																																										
Questionnaire	Rating																																																																																										
1	4.6																																																																																										
2	4.6																																																																																										
3	4.5																																																																																										
4	4.6																																																																																										
5	4.65																																																																																										
6	4.45																																																																																										
7	4.75																																																																																										
8	4.5																																																																																										
9	4.55																																																																																										
10	4.5																																																																																										

Recommendations

- Graph 7 shows less average for the question 1: Prof. AM and KP recommended to explain & conduct experiment in laboratory
- Graph 6 shows less average for the question 10: Prof. PBP plan the lesson delivery in the class and stick to the schedule and in time complete the syllabus

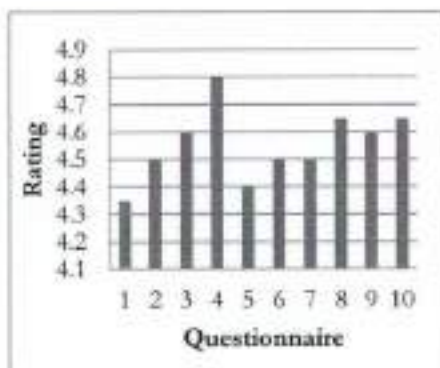
(Handwritten signature)
20/12/17

HoD

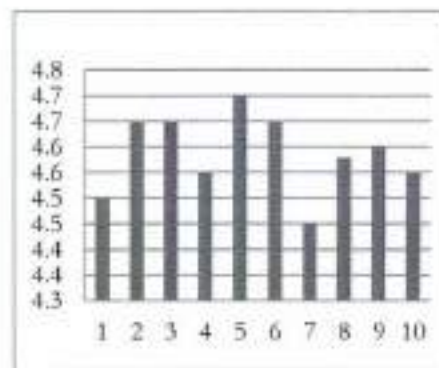


STUDENT FEEDBACK ON FACULTY - ACADEMIC YEAR 2017-18 - 3rd C

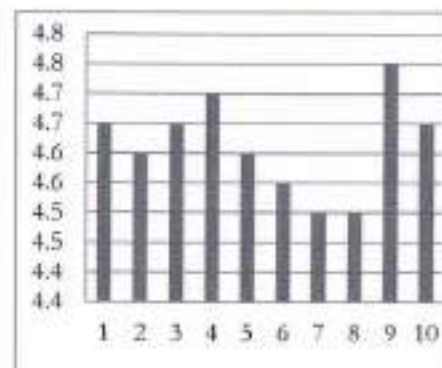
Prof. PS / Prof. NK 15MAT31



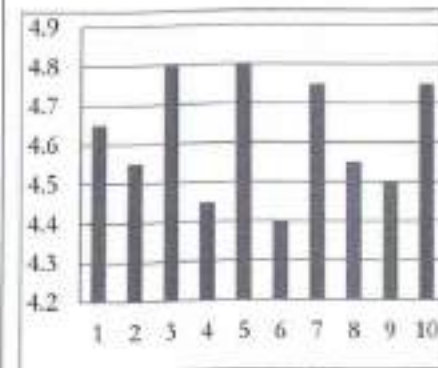
Prof. Kishan G S - 15ME32



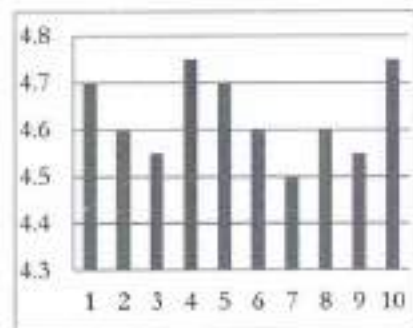
Prof. Chethana G D - 15ME33



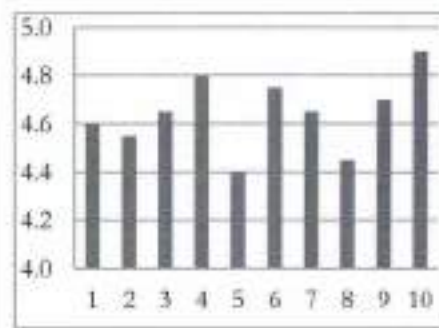
Prof. Yogesh Kumar K J - 15ME34



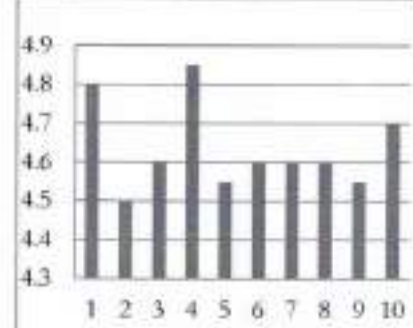
Prof. Krishna Prasad - 15ME35B



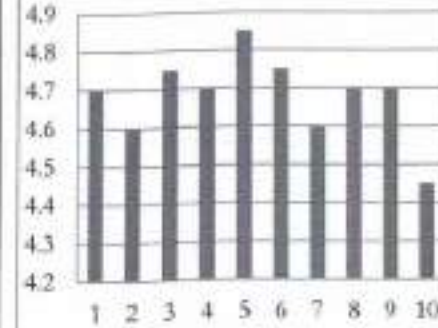
Prof. Mallikarjuna - 15ME306B



Prof. YKJ/ Prof. SKG - 15MEL307B



Kishan G S/Krishna Prasad - 15MEL308B



Recommendations

- Graph 1 shows less average for the question 1: Prof. PS and NK recommended solve more problems in the class
- Graph 6 shows less average for the question 5: Prof. MS recommended explain the concepts with models and real time problems

20/12/17
HoD



STUDENT FEEDBACK ON FACULTY - ACADEMIC YEAR 2017-18 - 5th A

Prof.PPK - 15ME51	Prof. Rakesh R - 15ME52	Prof. Panduranga B P - 15ME53	Prof. Abhilash M - 15ME54																																																																																								
<table border="1"> <caption>Prof. PPK - 15ME51</caption> <tr><th>Q</th><td>1</td><td>2</td><td>3</td><td>4</td><td>5</td><td>6</td><td>7</td><td>8</td><td>9</td><td>10</td></tr> <tr><th>Rating</th><td>4.3</td><td>4.7</td><td>4.55</td><td>4.5</td><td>4.6</td><td>4.7</td><td>4.45</td><td>4.75</td><td>4.6</td><td>4.45</td></tr> </table>	Q	1	2	3	4	5	6	7	8	9	10	Rating	4.3	4.7	4.55	4.5	4.6	4.7	4.45	4.75	4.6	4.45	<table border="1"> <caption>Prof. Rakesh R - 15ME52</caption> <tr><th>Q</th><td>1</td><td>2</td><td>3</td><td>4</td><td>5</td><td>6</td><td>7</td><td>8</td><td>9</td><td>10</td></tr> <tr><th>Rating</th><td>4.6</td><td>4.5</td><td>4.8</td><td>4.3</td><td>4.8</td><td>4.3</td><td>4.7</td><td>4.55</td><td>4.45</td><td>4.6</td></tr> </table>	Q	1	2	3	4	5	6	7	8	9	10	Rating	4.6	4.5	4.8	4.3	4.8	4.3	4.7	4.55	4.45	4.6	<table border="1"> <caption>Prof. Panduranga B P - 15ME53</caption> <tr><th>Q</th><td>1</td><td>2</td><td>3</td><td>4</td><td>5</td><td>6</td><td>7</td><td>8</td><td>9</td><td>10</td></tr> <tr><th>Rating</th><td>4.45</td><td>4.4</td><td>4.75</td><td>4.45</td><td>4.85</td><td>4.55</td><td>4.55</td><td>4.6</td><td>4.7</td><td>4.45</td></tr> </table>	Q	1	2	3	4	5	6	7	8	9	10	Rating	4.45	4.4	4.75	4.45	4.85	4.55	4.55	4.6	4.7	4.45	<table border="1"> <caption>Prof. Abhilash M - 15ME54</caption> <tr><th>Q</th><td>1</td><td>2</td><td>3</td><td>4</td><td>5</td><td>6</td><td>7</td><td>8</td><td>9</td><td>10</td></tr> <tr><th>Rating</th><td>4.5</td><td>4.6</td><td>4.75</td><td>4.45</td><td>4.75</td><td>4.7</td><td>4.65</td><td>4.75</td><td>4.45</td><td>4.6</td></tr> </table>	Q	1	2	3	4	5	6	7	8	9	10	Rating	4.5	4.6	4.75	4.45	4.75	4.7	4.65	4.75	4.45	4.6
Q	1	2	3	4	5	6	7	8	9	10																																																																																	
Rating	4.3	4.7	4.55	4.5	4.6	4.7	4.45	4.75	4.6	4.45																																																																																	
Q	1	2	3	4	5	6	7	8	9	10																																																																																	
Rating	4.6	4.5	4.8	4.3	4.8	4.3	4.7	4.55	4.45	4.6																																																																																	
Q	1	2	3	4	5	6	7	8	9	10																																																																																	
Rating	4.45	4.4	4.75	4.45	4.85	4.55	4.55	4.6	4.7	4.45																																																																																	
Q	1	2	3	4	5	6	7	8	9	10																																																																																	
Rating	4.5	4.6	4.75	4.45	4.75	4.7	4.65	4.75	4.45	4.6																																																																																	
Prof Anil M M - 15ME554	Prof. Godfrey Devaputra - 15ME563	Prof. PSB/Prof. PBP - 15ME57	Prof. Mallikarjuna - 15ME58																																																																																								
<table border="1"> <caption>Prof. Anil M M - 15ME554</caption> <tr><th>Q</th><td>1</td><td>2</td><td>3</td><td>4</td><td>5</td><td>6</td><td>7</td><td>8</td><td>9</td><td>10</td></tr> <tr><th>Rating</th><td>4.6</td><td>4.5</td><td>4.7</td><td>4.5</td><td>4.5</td><td>4.65</td><td>4.45</td><td>4.75</td><td>4.5</td><td>4.6</td></tr> </table>	Q	1	2	3	4	5	6	7	8	9	10	Rating	4.6	4.5	4.7	4.5	4.5	4.65	4.45	4.75	4.5	4.6	<table border="1"> <caption>Prof. Godfrey Devaputra - 15ME563</caption> <tr><th>Q</th><td>1</td><td>2</td><td>3</td><td>4</td><td>5</td><td>6</td><td>7</td><td>8</td><td>9</td><td>10</td></tr> <tr><th>Rating</th><td>4.4</td><td>4.55</td><td>4.9</td><td>4.45</td><td>4.6</td><td>4.75</td><td>4.6</td><td>4.6</td><td>4.75</td><td>4.35</td></tr> </table>	Q	1	2	3	4	5	6	7	8	9	10	Rating	4.4	4.55	4.9	4.45	4.6	4.75	4.6	4.6	4.75	4.35	<table border="1"> <caption>Prof. PSB/Prof. PBP - 15ME57</caption> <tr><th>Q</th><td>1</td><td>2</td><td>3</td><td>4</td><td>5</td><td>6</td><td>7</td><td>8</td><td>9</td><td>10</td></tr> <tr><th>Rating</th><td>4.55</td><td>4.7</td><td>4.6</td><td>4.5</td><td>4.6</td><td>4.55</td><td>4.85</td><td>4.4</td><td>4.7</td><td>4.55</td></tr> </table>	Q	1	2	3	4	5	6	7	8	9	10	Rating	4.55	4.7	4.6	4.5	4.6	4.55	4.85	4.4	4.7	4.55	<table border="1"> <caption>Prof. Mallikarjuna - 15ME58</caption> <tr><th>Q</th><td>1</td><td>2</td><td>3</td><td>4</td><td>5</td><td>6</td><td>7</td><td>8</td><td>9</td><td>10</td></tr> <tr><th>Rating</th><td>4.6</td><td>4.65</td><td>4.9</td><td>4.3</td><td>4.8</td><td>4.6</td><td>4.7</td><td>4.35</td><td>4.9</td><td>4.45</td></tr> </table>	Q	1	2	3	4	5	6	7	8	9	10	Rating	4.6	4.65	4.9	4.3	4.8	4.6	4.7	4.35	4.9	4.45
Q	1	2	3	4	5	6	7	8	9	10																																																																																	
Rating	4.6	4.5	4.7	4.5	4.5	4.65	4.45	4.75	4.5	4.6																																																																																	
Q	1	2	3	4	5	6	7	8	9	10																																																																																	
Rating	4.4	4.55	4.9	4.45	4.6	4.75	4.6	4.6	4.75	4.35																																																																																	
Q	1	2	3	4	5	6	7	8	9	10																																																																																	
Rating	4.55	4.7	4.6	4.5	4.6	4.55	4.85	4.4	4.7	4.55																																																																																	
Q	1	2	3	4	5	6	7	8	9	10																																																																																	
Rating	4.6	4.65	4.9	4.3	4.8	4.6	4.7	4.35	4.9	4.45																																																																																	

Recommendations

- Graph 2 shows less average for the question 4 & 6: Prof. RR recommended to enforce class rules Fairley and consistently
- Graph 8 shows less average for the question 4: Prof. MS recommended to motivate students by explaining career opportunities in the subject thought


20/12/17
HoD



STUDENT FEEDBACK ON FACULTY - ACADEMIC YEAR 2017-18 - 5th B

Prof. Mohammed Khaisar - 15ME51	Prof. Abhilash M - 15ME52	Prof. Puneeth Kumar S B - 15ME53	Prof. Ravikumar K S - 15ME54																																																																																								
<table border="1"> <caption>Prof. Mohammed Khaisar - 15ME51</caption> <thead> <tr><th>Questionnaire</th><th>Rating</th></tr> </thead> <tbody> <tr><td>1</td><td>4.55</td></tr> <tr><td>2</td><td>4.65</td></tr> <tr><td>3</td><td>4.60</td></tr> <tr><td>4</td><td>4.55</td></tr> <tr><td>5</td><td>4.45</td></tr> <tr><td>6</td><td>4.70</td></tr> <tr><td>7</td><td>4.60</td></tr> <tr><td>8</td><td>4.75</td></tr> <tr><td>9</td><td>4.50</td></tr> <tr><td>10</td><td>4.65</td></tr> </tbody> </table>	Questionnaire	Rating	1	4.55	2	4.65	3	4.60	4	4.55	5	4.45	6	4.70	7	4.60	8	4.75	9	4.50	10	4.65	<table border="1"> <caption>Prof. Abhilash M - 15ME52</caption> <thead> <tr><th>Questionnaire</th><th>Rating</th></tr> </thead> <tbody> <tr><td>1</td><td>4.60</td></tr> <tr><td>2</td><td>4.60</td></tr> <tr><td>3</td><td>4.65</td></tr> <tr><td>4</td><td>4.55</td></tr> <tr><td>5</td><td>4.80</td></tr> <tr><td>6</td><td>4.60</td></tr> <tr><td>7</td><td>4.80</td></tr> <tr><td>8</td><td>4.45</td></tr> <tr><td>9</td><td>4.70</td></tr> <tr><td>10</td><td>4.50</td></tr> </tbody> </table>	Questionnaire	Rating	1	4.60	2	4.60	3	4.65	4	4.55	5	4.80	6	4.60	7	4.80	8	4.45	9	4.70	10	4.50	<table border="1"> <caption>Prof. Puneeth Kumar S B - 15ME53</caption> <thead> <tr><th>Questionnaire</th><th>Rating</th></tr> </thead> <tbody> <tr><td>1</td><td>4.70</td></tr> <tr><td>2</td><td>4.45</td></tr> <tr><td>3</td><td>4.60</td></tr> <tr><td>4</td><td>4.50</td></tr> <tr><td>5</td><td>4.75</td></tr> <tr><td>6</td><td>4.35</td></tr> <tr><td>7</td><td>4.85</td></tr> <tr><td>8</td><td>4.55</td></tr> <tr><td>9</td><td>4.55</td></tr> <tr><td>10</td><td>4.45</td></tr> </tbody> </table>	Questionnaire	Rating	1	4.70	2	4.45	3	4.60	4	4.50	5	4.75	6	4.35	7	4.85	8	4.55	9	4.55	10	4.45	<table border="1"> <caption>Prof. Ravikumar K S - 15ME54</caption> <thead> <tr><th>Questionnaire</th><th>Rating</th></tr> </thead> <tbody> <tr><td>1</td><td>4.55</td></tr> <tr><td>2</td><td>4.45</td></tr> <tr><td>3</td><td>4.70</td></tr> <tr><td>4</td><td>4.65</td></tr> <tr><td>5</td><td>4.55</td></tr> <tr><td>6</td><td>4.55</td></tr> <tr><td>7</td><td>4.50</td></tr> <tr><td>8</td><td>4.40</td></tr> <tr><td>9</td><td>4.75</td></tr> <tr><td>10</td><td>4.45</td></tr> </tbody> </table>	Questionnaire	Rating	1	4.55	2	4.45	3	4.70	4	4.65	5	4.55	6	4.55	7	4.50	8	4.40	9	4.75	10	4.45
Questionnaire	Rating																																																																																										
1	4.55																																																																																										
2	4.65																																																																																										
3	4.60																																																																																										
4	4.55																																																																																										
5	4.45																																																																																										
6	4.70																																																																																										
7	4.60																																																																																										
8	4.75																																																																																										
9	4.50																																																																																										
10	4.65																																																																																										
Questionnaire	Rating																																																																																										
1	4.60																																																																																										
2	4.60																																																																																										
3	4.65																																																																																										
4	4.55																																																																																										
5	4.80																																																																																										
6	4.60																																																																																										
7	4.80																																																																																										
8	4.45																																																																																										
9	4.70																																																																																										
10	4.50																																																																																										
Questionnaire	Rating																																																																																										
1	4.70																																																																																										
2	4.45																																																																																										
3	4.60																																																																																										
4	4.50																																																																																										
5	4.75																																																																																										
6	4.35																																																																																										
7	4.85																																																																																										
8	4.55																																																																																										
9	4.55																																																																																										
10	4.45																																																																																										
Questionnaire	Rating																																																																																										
1	4.55																																																																																										
2	4.45																																																																																										
3	4.70																																																																																										
4	4.65																																																																																										
5	4.55																																																																																										
6	4.55																																																																																										
7	4.50																																																																																										
8	4.40																																																																																										
9	4.75																																																																																										
10	4.45																																																																																										
Prof. Purushotham S - 15ME554	Prof. Y D Chethan - 15ME563	Prof. VR/Prof. PSB - 15MEL57	Prof. CGD/ Prof. SH - 15MEL58																																																																																								
<table border="1"> <caption>Prof. Purushotham S - 15ME554</caption> <thead> <tr><th>Questionnaire</th><th>Rating</th></tr> </thead> <tbody> <tr><td>1</td><td>4.60</td></tr> <tr><td>2</td><td>4.45</td></tr> <tr><td>3</td><td>4.65</td></tr> <tr><td>4</td><td>4.45</td></tr> <tr><td>5</td><td>4.60</td></tr> <tr><td>6</td><td>4.60</td></tr> <tr><td>7</td><td>4.45</td></tr> <tr><td>8</td><td>4.55</td></tr> <tr><td>9</td><td>4.75</td></tr> <tr><td>10</td><td>4.30</td></tr> </tbody> </table>	Questionnaire	Rating	1	4.60	2	4.45	3	4.65	4	4.45	5	4.60	6	4.60	7	4.45	8	4.55	9	4.75	10	4.30	<table border="1"> <caption>Prof. Y D Chethan - 15ME563</caption> <thead> <tr><th>Questionnaire</th><th>Rating</th></tr> </thead> <tbody> <tr><td>1</td><td>4.45</td></tr> <tr><td>2</td><td>4.55</td></tr> <tr><td>3</td><td>4.60</td></tr> <tr><td>4</td><td>4.45</td></tr> <tr><td>5</td><td>4.60</td></tr> <tr><td>6</td><td>4.55</td></tr> <tr><td>7</td><td>4.60</td></tr> <tr><td>8</td><td>4.55</td></tr> <tr><td>9</td><td>4.55</td></tr> <tr><td>10</td><td>4.20</td></tr> </tbody> </table>	Questionnaire	Rating	1	4.45	2	4.55	3	4.60	4	4.45	5	4.60	6	4.55	7	4.60	8	4.55	9	4.55	10	4.20	<table border="1"> <caption>Prof. VR/Prof. PSB - 15MEL57</caption> <thead> <tr><th>Questionnaire</th><th>Rating</th></tr> </thead> <tbody> <tr><td>1</td><td>4.35</td></tr> <tr><td>2</td><td>4.60</td></tr> <tr><td>3</td><td>4.65</td></tr> <tr><td>4</td><td>4.60</td></tr> <tr><td>5</td><td>4.60</td></tr> <tr><td>6</td><td>4.55</td></tr> <tr><td>7</td><td>4.55</td></tr> <tr><td>8</td><td>4.60</td></tr> <tr><td>9</td><td>4.45</td></tr> <tr><td>10</td><td>4.35</td></tr> </tbody> </table>	Questionnaire	Rating	1	4.35	2	4.60	3	4.65	4	4.60	5	4.60	6	4.55	7	4.55	8	4.60	9	4.45	10	4.35	<table border="1"> <caption>Prof. CGD/ Prof. SH - 15MEL58</caption> <thead> <tr><th>Questionnaire</th><th>Rating</th></tr> </thead> <tbody> <tr><td>1</td><td>4.60</td></tr> <tr><td>2</td><td>4.60</td></tr> <tr><td>3</td><td>4.50</td></tr> <tr><td>4</td><td>4.60</td></tr> <tr><td>5</td><td>4.65</td></tr> <tr><td>6</td><td>4.45</td></tr> <tr><td>7</td><td>4.75</td></tr> <tr><td>8</td><td>4.50</td></tr> <tr><td>9</td><td>4.55</td></tr> <tr><td>10</td><td>4.50</td></tr> </tbody> </table>	Questionnaire	Rating	1	4.60	2	4.60	3	4.50	4	4.60	5	4.65	6	4.45	7	4.75	8	4.50	9	4.55	10	4.50
Questionnaire	Rating																																																																																										
1	4.60																																																																																										
2	4.45																																																																																										
3	4.65																																																																																										
4	4.45																																																																																										
5	4.60																																																																																										
6	4.60																																																																																										
7	4.45																																																																																										
8	4.55																																																																																										
9	4.75																																																																																										
10	4.30																																																																																										
Questionnaire	Rating																																																																																										
1	4.45																																																																																										
2	4.55																																																																																										
3	4.60																																																																																										
4	4.45																																																																																										
5	4.60																																																																																										
6	4.55																																																																																										
7	4.60																																																																																										
8	4.55																																																																																										
9	4.55																																																																																										
10	4.20																																																																																										
Questionnaire	Rating																																																																																										
1	4.35																																																																																										
2	4.60																																																																																										
3	4.65																																																																																										
4	4.60																																																																																										
5	4.60																																																																																										
6	4.55																																																																																										
7	4.55																																																																																										
8	4.60																																																																																										
9	4.45																																																																																										
10	4.35																																																																																										
Questionnaire	Rating																																																																																										
1	4.60																																																																																										
2	4.60																																																																																										
3	4.50																																																																																										
4	4.60																																																																																										
5	4.65																																																																																										
6	4.45																																																																																										
7	4.75																																																																																										
8	4.50																																																																																										
9	4.55																																																																																										
10	4.50																																																																																										

Recommendations

- Graph 5 & 6 shows less average for the question 10: Prof. PS & Prof. YDC recommended to plan the syllabus coverage and complete the syllabus with requirements within stipulated time


HoD



STUDENT FEEDBACK ON FACULTY - ACADEMIC YEAR 2017-18 - 5th C

Prof. NG - 15ME51	Prof. Santhosh K G - 15ME52	Prof. Vijaya Raghu - 15ME53	Prof. Purushotham S - 15ME54
Prof. Chethana G D - 15ME554	Prof. Sathish H - 15ME563	Prof. VR/Prof. CGD - 15MEL57	Prof. PSB/PBP -15MEL58

Recommendations

- Graph 1 shows less average for the question 5 & 9: Prof. NG recommended give more case studies to the students. It is also suggested to make the students aware of topicwise course objectives in the class.
- Graph 8 shows less average for the question 6: Prof. PSB / Prof. PBP recommended to enforce the class rules Fairley and consistently


20/12/17
HoD



STUDENT FEEDBACK ON FACULTY - ACADEMIC YEAR 2017-18 - 7th A

Prof. Impa Belliyappa - 10ME71	Prof. Yogesh K J - 10ME72	Prof. Adanna I W - 10ME73	Prof. Sathish H - 10ME74
Dr. Mohammed Khaisar - 10ME757	Prof. Y D Chethan - 10MEL762	Prof. RKS/Prof. SKG - 15MEL77	Prof. AIW/Prof. GSK - 10MEL78

Recommendations

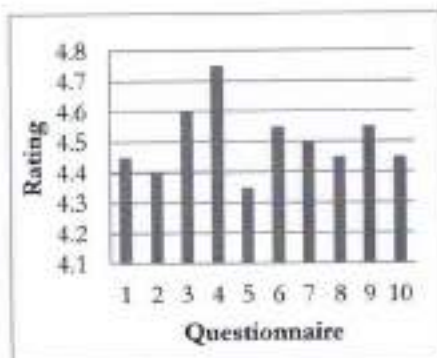
- Graph 1 shows less average for the question 2: Prof. IB recommended to give detailed explanation of the topics so student have better understanding.
- Graph 7 shows less average for the question 10: Prof. RKS / Prof. SKG recommended to plan and complete the syllabus within prescribed duration.


HoD




STUDENT FEEDBACK ON FACULTY - ACADEMIC YEAR 2017-18 - 7th B

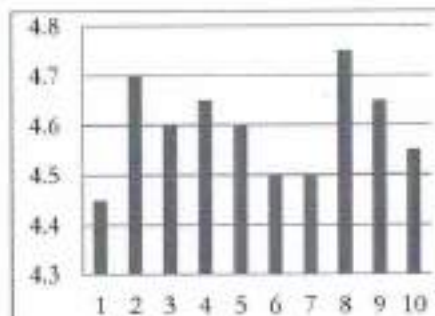
Prof. NK - 10ME71



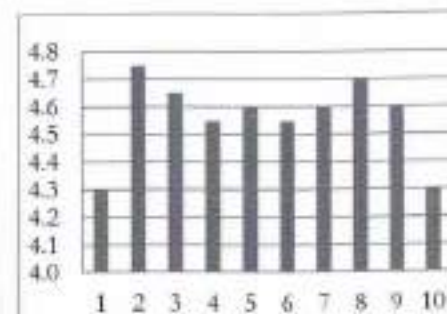
Prof. G C Ramesh - 10ME72



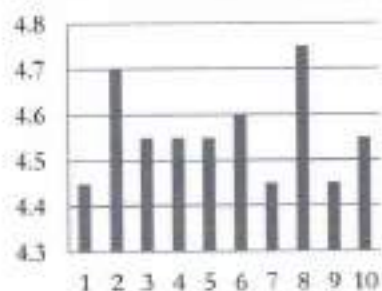
Prof. Godfrey Devaputra - 10ME73



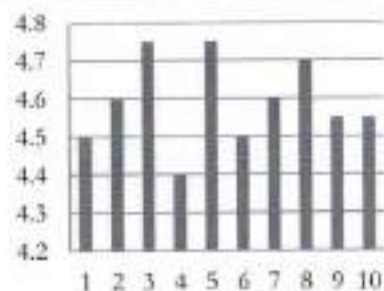
Prof. G S Kishan - 10ME74



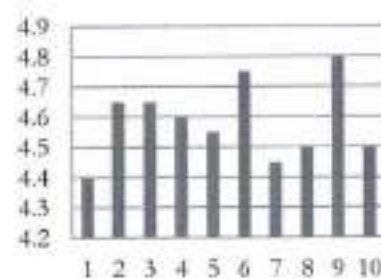
Prof. B Harish - 10ME757



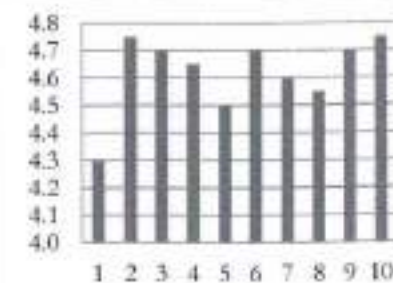
Prof. Rakesh R - 10MEL762



Prof. GCR/Prof. SKG - 10MEL77



Prof. RR/Prof. AMM - 10MEL78



Recommendations

➤ Graph 4 & Graph 8 shows less average for the question 1: Prof. GSK, Prof. AMM & Prof. RR recommended to plan and prepare for the lectures


20/12/17
HoD



STUDENT FEEDBACK ON FACULTY - ACADEMIC YEAR 2017-18 - 4th A

Prof. NK - 15MAT41	Prof. Purushotham S - 15ME42	Prof. Mallikarjuna - 15ME43	Prof. Chethana G D - 15ME44																																																																																								
<table border="1"><caption>Prof. NK - 15MAT41 Ratings</caption><thead><tr><th>Questionnaire</th><th>Rating</th></tr></thead><tbody><tr><td>1</td><td>4.5</td></tr><tr><td>2</td><td>4.3</td></tr><tr><td>3</td><td>4.4</td></tr><tr><td>4</td><td>4.3</td></tr><tr><td>5</td><td>4.4</td></tr><tr><td>6</td><td>4.35</td></tr><tr><td>7</td><td>4.5</td></tr><tr><td>8</td><td>4.2</td></tr><tr><td>9</td><td>4.3</td></tr><tr><td>10</td><td>4.65</td></tr></tbody></table>	Questionnaire	Rating	1	4.5	2	4.3	3	4.4	4	4.3	5	4.4	6	4.35	7	4.5	8	4.2	9	4.3	10	4.65	<table border="1"><caption>Prof. Purushotham S - 15ME42 Ratings</caption><thead><tr><th>Questionnaire</th><th>Rating</th></tr></thead><tbody><tr><td>1</td><td>4.75</td></tr><tr><td>2</td><td>4.5</td></tr><tr><td>3</td><td>4.75</td></tr><tr><td>4</td><td>4.35</td></tr><tr><td>5</td><td>4.45</td></tr><tr><td>6</td><td>4.45</td></tr><tr><td>7</td><td>4.45</td></tr><tr><td>8</td><td>4.5</td></tr><tr><td>9</td><td>4.55</td></tr><tr><td>10</td><td>4.5</td></tr></tbody></table>	Questionnaire	Rating	1	4.75	2	4.5	3	4.75	4	4.35	5	4.45	6	4.45	7	4.45	8	4.5	9	4.55	10	4.5	<table border="1"><caption>Prof. Mallikarjuna - 15ME43 Ratings</caption><thead><tr><th>Questionnaire</th><th>Rating</th></tr></thead><tbody><tr><td>1</td><td>4.55</td></tr><tr><td>2</td><td>4.5</td></tr><tr><td>3</td><td>4.3</td></tr><tr><td>4</td><td>4.05</td></tr><tr><td>5</td><td>4.4</td></tr><tr><td>6</td><td>4.25</td></tr><tr><td>7</td><td>4.2</td></tr><tr><td>8</td><td>4.4</td></tr><tr><td>9</td><td>4.35</td></tr><tr><td>10</td><td>4.55</td></tr></tbody></table>	Questionnaire	Rating	1	4.55	2	4.5	3	4.3	4	4.05	5	4.4	6	4.25	7	4.2	8	4.4	9	4.35	10	4.55	<table border="1"><caption>Prof. Chethana G D - 15ME44 Ratings</caption><thead><tr><th>Questionnaire</th><th>Rating</th></tr></thead><tbody><tr><td>1</td><td>4.6</td></tr><tr><td>2</td><td>4.5</td></tr><tr><td>3</td><td>4.55</td></tr><tr><td>4</td><td>4.5</td></tr><tr><td>5</td><td>4.55</td></tr><tr><td>6</td><td>4.8</td></tr><tr><td>7</td><td>4.5</td></tr><tr><td>8</td><td>4.85</td></tr><tr><td>9</td><td>4.65</td></tr><tr><td>10</td><td>4.6</td></tr></tbody></table>	Questionnaire	Rating	1	4.6	2	4.5	3	4.55	4	4.5	5	4.55	6	4.8	7	4.5	8	4.85	9	4.65	10	4.6
Questionnaire	Rating																																																																																										
1	4.5																																																																																										
2	4.3																																																																																										
3	4.4																																																																																										
4	4.3																																																																																										
5	4.4																																																																																										
6	4.35																																																																																										
7	4.5																																																																																										
8	4.2																																																																																										
9	4.3																																																																																										
10	4.65																																																																																										
Questionnaire	Rating																																																																																										
1	4.75																																																																																										
2	4.5																																																																																										
3	4.75																																																																																										
4	4.35																																																																																										
5	4.45																																																																																										
6	4.45																																																																																										
7	4.45																																																																																										
8	4.5																																																																																										
9	4.55																																																																																										
10	4.5																																																																																										
Questionnaire	Rating																																																																																										
1	4.55																																																																																										
2	4.5																																																																																										
3	4.3																																																																																										
4	4.05																																																																																										
5	4.4																																																																																										
6	4.25																																																																																										
7	4.2																																																																																										
8	4.4																																																																																										
9	4.35																																																																																										
10	4.55																																																																																										
Questionnaire	Rating																																																																																										
1	4.6																																																																																										
2	4.5																																																																																										
3	4.55																																																																																										
4	4.5																																																																																										
5	4.55																																																																																										
6	4.8																																																																																										
7	4.5																																																																																										
8	4.85																																																																																										
9	4.65																																																																																										
10	4.6																																																																																										
Prof. Anil M M - 15ME45A	Prof. Yogesh Kumar K J - 15ME46A	Prof. SKG/RR - 15MEL47A	Prof. GD/AMM - 15MEL48A																																																																																								
<table border="1"><caption>Prof. Anil M M - 15ME45A Ratings</caption><thead><tr><th>Questionnaire</th><th>Rating</th></tr></thead><tbody><tr><td>1</td><td>4.55</td></tr><tr><td>2</td><td>4.6</td></tr><tr><td>3</td><td>4.5</td></tr><tr><td>4</td><td>4.7</td></tr><tr><td>5</td><td>4.7</td></tr><tr><td>6</td><td>4.6</td></tr><tr><td>7</td><td>4.4</td></tr><tr><td>8</td><td>4.4</td></tr><tr><td>9</td><td>4.75</td></tr><tr><td>10</td><td>4.75</td></tr></tbody></table>	Questionnaire	Rating	1	4.55	2	4.6	3	4.5	4	4.7	5	4.7	6	4.6	7	4.4	8	4.4	9	4.75	10	4.75	<table border="1"><caption>Prof. Yogesh Kumar K J - 15ME46A Ratings</caption><thead><tr><th>Questionnaire</th><th>Rating</th></tr></thead><tbody><tr><td>1</td><td>4.4</td></tr><tr><td>2</td><td>4.45</td></tr><tr><td>3</td><td>4.55</td></tr><tr><td>4</td><td>4.4</td></tr><tr><td>5</td><td>4.55</td></tr><tr><td>6</td><td>4.65</td></tr><tr><td>7</td><td>4.45</td></tr><tr><td>8</td><td>4.5</td></tr><tr><td>9</td><td>4.55</td></tr><tr><td>10</td><td>4.65</td></tr></tbody></table>	Questionnaire	Rating	1	4.4	2	4.45	3	4.55	4	4.4	5	4.55	6	4.65	7	4.45	8	4.5	9	4.55	10	4.65	<table border="1"><caption>Prof. SKG/RR - 15MEL47A Ratings</caption><thead><tr><th>Questionnaire</th><th>Rating</th></tr></thead><tbody><tr><td>1</td><td>4.55</td></tr><tr><td>2</td><td>4.55</td></tr><tr><td>3</td><td>4.6</td></tr><tr><td>4</td><td>4.6</td></tr><tr><td>5</td><td>4.6</td></tr><tr><td>6</td><td>4.35</td></tr><tr><td>7</td><td>4.55</td></tr><tr><td>8</td><td>4.65</td></tr><tr><td>9</td><td>4.4</td></tr><tr><td>10</td><td>4.4</td></tr></tbody></table>	Questionnaire	Rating	1	4.55	2	4.55	3	4.6	4	4.6	5	4.6	6	4.35	7	4.55	8	4.65	9	4.4	10	4.4	<table border="1"><caption>Prof. GD/AMM - 15MEL48A Ratings</caption><thead><tr><th>Questionnaire</th><th>Rating</th></tr></thead><tbody><tr><td>1</td><td>4.5</td></tr><tr><td>2</td><td>4.25</td></tr><tr><td>3</td><td>4.5</td></tr><tr><td>4</td><td>4.55</td></tr><tr><td>5</td><td>4.5</td></tr><tr><td>6</td><td>4.35</td></tr><tr><td>7</td><td>4.65</td></tr><tr><td>8</td><td>4.45</td></tr><tr><td>9</td><td>4.7</td></tr><tr><td>10</td><td>4.7</td></tr></tbody></table>	Questionnaire	Rating	1	4.5	2	4.25	3	4.5	4	4.55	5	4.5	6	4.35	7	4.65	8	4.45	9	4.7	10	4.7
Questionnaire	Rating																																																																																										
1	4.55																																																																																										
2	4.6																																																																																										
3	4.5																																																																																										
4	4.7																																																																																										
5	4.7																																																																																										
6	4.6																																																																																										
7	4.4																																																																																										
8	4.4																																																																																										
9	4.75																																																																																										
10	4.75																																																																																										
Questionnaire	Rating																																																																																										
1	4.4																																																																																										
2	4.45																																																																																										
3	4.55																																																																																										
4	4.4																																																																																										
5	4.55																																																																																										
6	4.65																																																																																										
7	4.45																																																																																										
8	4.5																																																																																										
9	4.55																																																																																										
10	4.65																																																																																										
Questionnaire	Rating																																																																																										
1	4.55																																																																																										
2	4.55																																																																																										
3	4.6																																																																																										
4	4.6																																																																																										
5	4.6																																																																																										
6	4.35																																																																																										
7	4.55																																																																																										
8	4.65																																																																																										
9	4.4																																																																																										
10	4.4																																																																																										
Questionnaire	Rating																																																																																										
1	4.5																																																																																										
2	4.25																																																																																										
3	4.5																																																																																										
4	4.55																																																																																										
5	4.5																																																																																										
6	4.35																																																																																										
7	4.65																																																																																										
8	4.45																																																																																										
9	4.7																																																																																										
10	4.7																																																																																										

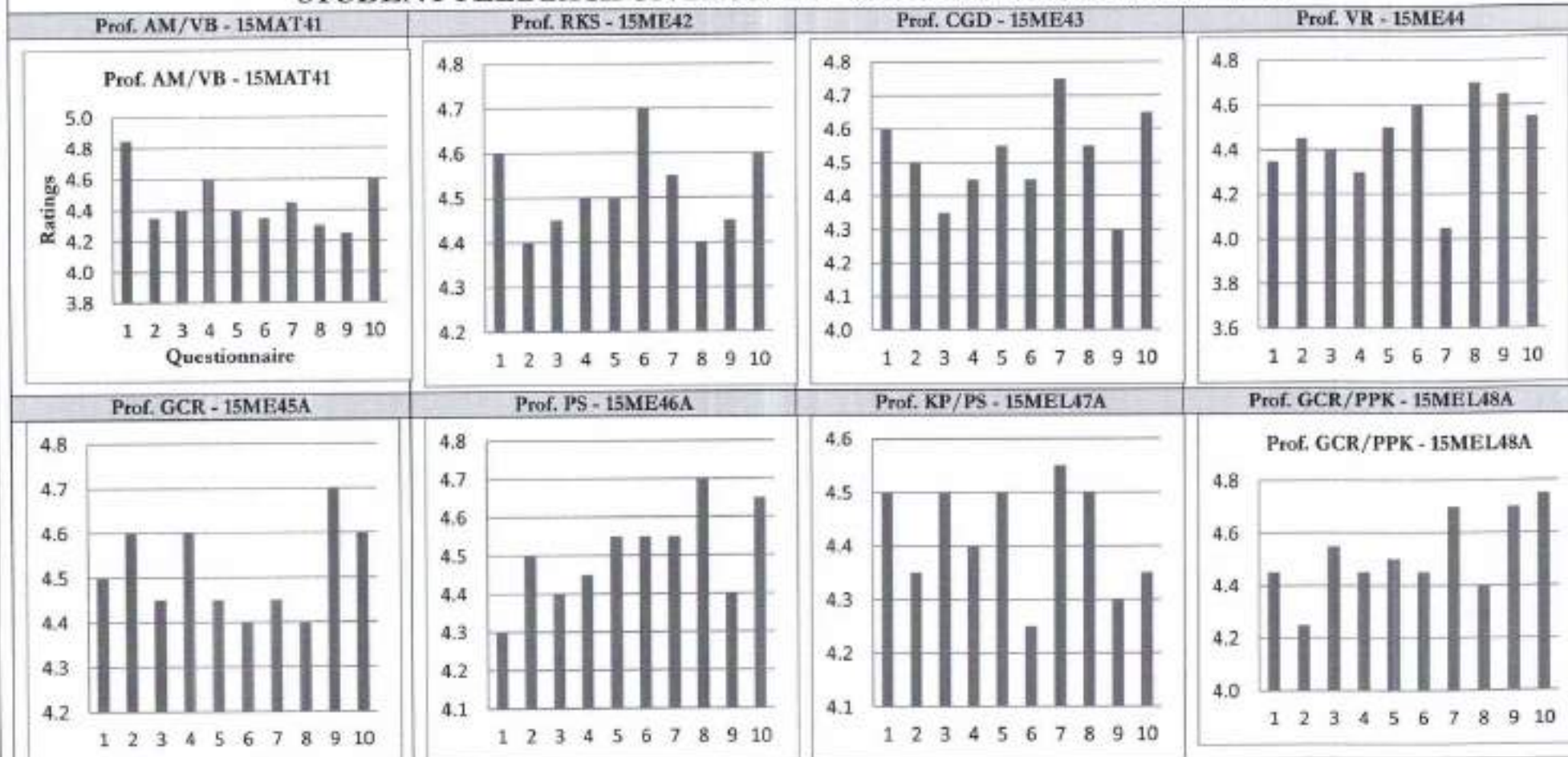
Recommendations

- Graph 3 shows less average for the question 4: Prof. MS recommended to give real-time examples to students which motivate them towards learning
- Graph 1 shows less average for the question 8: Prof. NK recommended to give dedicated time slots to the students after class hours.

HoD



STUDENT FEEDBACK ON FACULTY - ACADEMIC YEAR 2017-18 - 4th B



Recommendations

- Graph 1 shows less average for the question 9: Prof. VB recommended to make students aware about course outcome as soon as the topic is covered
- Graph 4 shows less average for the question 7: Prof. VR recommended to be there in time for class & regular


12/7/18
HoD



STUDENT FEEDBACK ON FACULTY - ACADEMIC YEAR 2017-18 - 4th C

Prof. MVS - 15MAT41	Prof. Santhosh K G - 15ME42	Prof. Puneeth S B - 15ME43	Prof. Panduranga B .P - 15ME44
Prof. B Harish - 15ME45A	Prof. Raghu S - 15ME46A	Prof. YDC/RS - 15MEL47A	Prof. BH/PPK - 15MEL48A

Recommendations

- Graph 1 shows less average for the question 9: Prof. MVS recommended to make students aware about course outcome as soon as the topic is covered
- Graph 6 shows less average for the question 4: Prof. RS recommended explain concepts with models and take the students to laboratory for creating interest towards learning.


12/7/18
HoD



STUDENT FEEDBACK ON FACULTY - ACADEMIC YEAR 2017-18 6th A

Prof.Yogesh kumar KJ-15ME61	Prof.YDChethan-15ME52	Prof. Vijaya raghu B-15ME63	Prof.Abhilash M-15ME64																																																																																								
<table border="1"><caption>Prof. Yogesh kumar KJ-15ME61</caption><thead><tr><th>Questionnaire</th><th>Rating</th></tr></thead><tbody><tr><td>1</td><td>4.25</td></tr><tr><td>2</td><td>4.05</td></tr><tr><td>3</td><td>4.35</td></tr><tr><td>4</td><td>4.00</td></tr><tr><td>5</td><td>4.20</td></tr><tr><td>6</td><td>4.15</td></tr><tr><td>7</td><td>4.30</td></tr><tr><td>8</td><td>4.05</td></tr><tr><td>9</td><td>4.25</td></tr><tr><td>10</td><td>4.10</td></tr></tbody></table>	Questionnaire	Rating	1	4.25	2	4.05	3	4.35	4	4.00	5	4.20	6	4.15	7	4.30	8	4.05	9	4.25	10	4.10	<table border="1"><caption>Prof. YDChethan-15ME52</caption><thead><tr><th>Questionnaire</th><th>Rating</th></tr></thead><tbody><tr><td>1</td><td>4.10</td></tr><tr><td>2</td><td>4.25</td></tr><tr><td>3</td><td>4.10</td></tr><tr><td>4</td><td>3.95</td></tr><tr><td>5</td><td>3.95</td></tr><tr><td>6</td><td>4.05</td></tr><tr><td>7</td><td>4.10</td></tr><tr><td>8</td><td>4.00</td></tr><tr><td>9</td><td>4.20</td></tr><tr><td>10</td><td>4.15</td></tr></tbody></table>	Questionnaire	Rating	1	4.10	2	4.25	3	4.10	4	3.95	5	3.95	6	4.05	7	4.10	8	4.00	9	4.20	10	4.15	<table border="1"><caption>Prof. Vijaya raghu B-15ME63</caption><thead><tr><th>Questionnaire</th><th>Rating</th></tr></thead><tbody><tr><td>1</td><td>4.30</td></tr><tr><td>2</td><td>3.95</td></tr><tr><td>3</td><td>4.25</td></tr><tr><td>4</td><td>4.15</td></tr><tr><td>5</td><td>4.20</td></tr><tr><td>6</td><td>4.00</td></tr><tr><td>7</td><td>4.15</td></tr><tr><td>8</td><td>4.05</td></tr><tr><td>9</td><td>4.15</td></tr><tr><td>10</td><td>4.15</td></tr></tbody></table>	Questionnaire	Rating	1	4.30	2	3.95	3	4.25	4	4.15	5	4.20	6	4.00	7	4.15	8	4.05	9	4.15	10	4.15	<table border="1"><caption>Prof. Abhilash M-15ME64</caption><thead><tr><th>Questionnaire</th><th>Rating</th></tr></thead><tbody><tr><td>1</td><td>4.10</td></tr><tr><td>2</td><td>4.00</td></tr><tr><td>3</td><td>4.15</td></tr><tr><td>4</td><td>4.05</td></tr><tr><td>5</td><td>4.25</td></tr><tr><td>6</td><td>4.25</td></tr><tr><td>7</td><td>4.10</td></tr><tr><td>8</td><td>4.20</td></tr><tr><td>9</td><td>4.35</td></tr><tr><td>10</td><td>4.05</td></tr></tbody></table>	Questionnaire	Rating	1	4.10	2	4.00	3	4.15	4	4.05	5	4.25	6	4.25	7	4.10	8	4.20	9	4.35	10	4.05
Questionnaire	Rating																																																																																										
1	4.25																																																																																										
2	4.05																																																																																										
3	4.35																																																																																										
4	4.00																																																																																										
5	4.20																																																																																										
6	4.15																																																																																										
7	4.30																																																																																										
8	4.05																																																																																										
9	4.25																																																																																										
10	4.10																																																																																										
Questionnaire	Rating																																																																																										
1	4.10																																																																																										
2	4.25																																																																																										
3	4.10																																																																																										
4	3.95																																																																																										
5	3.95																																																																																										
6	4.05																																																																																										
7	4.10																																																																																										
8	4.00																																																																																										
9	4.20																																																																																										
10	4.15																																																																																										
Questionnaire	Rating																																																																																										
1	4.30																																																																																										
2	3.95																																																																																										
3	4.25																																																																																										
4	4.15																																																																																										
5	4.20																																																																																										
6	4.00																																																																																										
7	4.15																																																																																										
8	4.05																																																																																										
9	4.15																																																																																										
10	4.15																																																																																										
Questionnaire	Rating																																																																																										
1	4.10																																																																																										
2	4.00																																																																																										
3	4.15																																																																																										
4	4.05																																																																																										
5	4.25																																																																																										
6	4.25																																																																																										
7	4.10																																																																																										
8	4.20																																																																																										
9	4.35																																																																																										
10	4.05																																																																																										
Prof.Ramanandan HS-15ME655	Prof.Pratheek PK-15ME664	Prof.VR/PROF.PSB-15MEL67	Prof.LYKJ/PROF.AM-15MEL68																																																																																								
<table border="1"><caption>Prof. Ramanandan HS-15ME655</caption><thead><tr><th>Questionnaire</th><th>Rating</th></tr></thead><tbody><tr><td>1</td><td>4.25</td></tr><tr><td>2</td><td>4.20</td></tr><tr><td>3</td><td>4.30</td></tr><tr><td>4</td><td>3.95</td></tr><tr><td>5</td><td>4.25</td></tr><tr><td>6</td><td>4.15</td></tr><tr><td>7</td><td>4.25</td></tr><tr><td>8</td><td>4.05</td></tr><tr><td>9</td><td>4.25</td></tr><tr><td>10</td><td>4.15</td></tr></tbody></table>	Questionnaire	Rating	1	4.25	2	4.20	3	4.30	4	3.95	5	4.25	6	4.15	7	4.25	8	4.05	9	4.25	10	4.15	<table border="1"><caption>Prof. Pratheek PK-15ME664</caption><thead><tr><th>Questionnaire</th><th>Rating</th></tr></thead><tbody><tr><td>1</td><td>4.45</td></tr><tr><td>2</td><td>4.20</td></tr><tr><td>3</td><td>4.30</td></tr><tr><td>4</td><td>4.05</td></tr><tr><td>5</td><td>4.05</td></tr><tr><td>6</td><td>4.15</td></tr><tr><td>7</td><td>4.25</td></tr><tr><td>8</td><td>4.20</td></tr><tr><td>9</td><td>4.25</td></tr><tr><td>10</td><td>4.25</td></tr></tbody></table>	Questionnaire	Rating	1	4.45	2	4.20	3	4.30	4	4.05	5	4.05	6	4.15	7	4.25	8	4.20	9	4.25	10	4.25	<table border="1"><caption>Prof. VR/PROF.PSB-15MEL67</caption><thead><tr><th>Questionnaire</th><th>Rating</th></tr></thead><tbody><tr><td>1</td><td>4.30</td></tr><tr><td>2</td><td>4.05</td></tr><tr><td>3</td><td>4.30</td></tr><tr><td>4</td><td>4.10</td></tr><tr><td>5</td><td>4.20</td></tr><tr><td>6</td><td>4.10</td></tr><tr><td>7</td><td>4.30</td></tr><tr><td>8</td><td>4.20</td></tr><tr><td>9</td><td>4.30</td></tr><tr><td>10</td><td>4.10</td></tr></tbody></table>	Questionnaire	Rating	1	4.30	2	4.05	3	4.30	4	4.10	5	4.20	6	4.10	7	4.30	8	4.20	9	4.30	10	4.10	<table border="1"><caption>Prof. LYKJ/PROF.AM-15MEL68</caption><thead><tr><th>Questionnaire</th><th>Rating</th></tr></thead><tbody><tr><td>1</td><td>4.30</td></tr><tr><td>2</td><td>4.15</td></tr><tr><td>3</td><td>4.25</td></tr><tr><td>4</td><td>3.95</td></tr><tr><td>5</td><td>4.25</td></tr><tr><td>6</td><td>4.15</td></tr><tr><td>7</td><td>4.05</td></tr><tr><td>8</td><td>4.15</td></tr><tr><td>9</td><td>4.20</td></tr><tr><td>10</td><td>4.20</td></tr></tbody></table>	Questionnaire	Rating	1	4.30	2	4.15	3	4.25	4	3.95	5	4.25	6	4.15	7	4.05	8	4.15	9	4.20	10	4.20
Questionnaire	Rating																																																																																										
1	4.25																																																																																										
2	4.20																																																																																										
3	4.30																																																																																										
4	3.95																																																																																										
5	4.25																																																																																										
6	4.15																																																																																										
7	4.25																																																																																										
8	4.05																																																																																										
9	4.25																																																																																										
10	4.15																																																																																										
Questionnaire	Rating																																																																																										
1	4.45																																																																																										
2	4.20																																																																																										
3	4.30																																																																																										
4	4.05																																																																																										
5	4.05																																																																																										
6	4.15																																																																																										
7	4.25																																																																																										
8	4.20																																																																																										
9	4.25																																																																																										
10	4.25																																																																																										
Questionnaire	Rating																																																																																										
1	4.30																																																																																										
2	4.05																																																																																										
3	4.30																																																																																										
4	4.10																																																																																										
5	4.20																																																																																										
6	4.10																																																																																										
7	4.30																																																																																										
8	4.20																																																																																										
9	4.30																																																																																										
10	4.10																																																																																										
Questionnaire	Rating																																																																																										
1	4.30																																																																																										
2	4.15																																																																																										
3	4.25																																																																																										
4	3.95																																																																																										
5	4.25																																																																																										
6	4.15																																																																																										
7	4.05																																																																																										
8	4.15																																																																																										
9	4.20																																																																																										
10	4.20																																																																																										

Recommendations

- Graph 5 & 6 shows less average for the question 4: Prof. RHS & Prof. PPK recommended motivate students towards learning – Ex: through practical examples, Model demonstration, relevant technical videos etc.


HoD



STUDENT FEEDBACK ON FACULTY - ACADEMIC YEAR 2017-18 6th B

Prof.Ravi Kumar K S-15ME61	Prof.Adana I W-15ME62	Prof. Puneeth kumar S B-15ME63	Prof.Santhosh K G-15ME64
Prof.Sathish H-15ME655	Prof.Godfrey Devaputra-15ME664	Prof.PBP/PROF.SH-15MEL67	Prof.RKS/PROF.SKG-15MEL68

Recommendations

- Graph 2 shows less average for the question 5: Prof. AIW recommended to give more practical examples, illustrations, technical videos which enhances teaching learning
- Graph 3 shows less average for the question 8: Prof. PSB recommended to be available to the students after the classes


HoD



STUDENT FEEDBACK ON FACULTY - ACADEMIC YEAR 2017-18 6th C

Prof. Sathish H-15ME61	Prof. Rakesh R-15ME62	Prof. Mallikarjun S-15ME63	Prof. Yogesh Kumar K J-15ME64																																																																																								
<table border="1"><caption>Prof. Sathish H-15ME61</caption><thead><tr><th>Questionnaire</th><th>Rating</th></tr></thead><tbody><tr><td>1</td><td>4.3</td></tr><tr><td>2</td><td>4.5</td></tr><tr><td>3</td><td>4.3</td></tr><tr><td>4</td><td>4.4</td></tr><tr><td>5</td><td>4.4</td></tr><tr><td>6</td><td>4.3</td></tr><tr><td>7</td><td>4.2</td></tr><tr><td>8</td><td>4.4</td></tr><tr><td>9</td><td>4.3</td></tr></tbody></table>	Questionnaire	Rating	1	4.3	2	4.5	3	4.3	4	4.4	5	4.4	6	4.3	7	4.2	8	4.4	9	4.3	<table border="1"><caption>Prof. Rakesh R-15ME62</caption><thead><tr><th>Questionnaire</th><th>Rating</th></tr></thead><tbody><tr><td>1</td><td>4.4</td></tr><tr><td>2</td><td>4.4</td></tr><tr><td>3</td><td>4.4</td></tr><tr><td>4</td><td>4.3</td></tr><tr><td>5</td><td>4.4</td></tr><tr><td>6</td><td>4.4</td></tr><tr><td>7</td><td>4.4</td></tr><tr><td>8</td><td>4.5</td></tr><tr><td>9</td><td>4.5</td></tr><tr><td>10</td><td>4.4</td></tr></tbody></table>	Questionnaire	Rating	1	4.4	2	4.4	3	4.4	4	4.3	5	4.4	6	4.4	7	4.4	8	4.5	9	4.5	10	4.4	<table border="1"><caption>Prof. Mallikarjun S-15ME63</caption><thead><tr><th>Questionnaire</th><th>Rating</th></tr></thead><tbody><tr><td>1</td><td>4.25</td></tr><tr><td>2</td><td>4.35</td></tr><tr><td>3</td><td>4.25</td></tr><tr><td>4</td><td>4.35</td></tr><tr><td>5</td><td>4.35</td></tr><tr><td>6</td><td>4.15</td></tr><tr><td>7</td><td>4.4</td></tr><tr><td>8</td><td>4.35</td></tr><tr><td>9</td><td>4.25</td></tr><tr><td>10</td><td>4.15</td></tr></tbody></table>	Questionnaire	Rating	1	4.25	2	4.35	3	4.25	4	4.35	5	4.35	6	4.15	7	4.4	8	4.35	9	4.25	10	4.15	<table border="1"><caption>Prof. Yogesh Kumar K J-15ME64</caption><thead><tr><th>Questionnaire</th><th>Rating</th></tr></thead><tbody><tr><td>1</td><td>4.25</td></tr><tr><td>2</td><td>4.4</td></tr><tr><td>3</td><td>4.1</td></tr><tr><td>4</td><td>4.55</td></tr><tr><td>5</td><td>4.4</td></tr><tr><td>6</td><td>4.35</td></tr><tr><td>7</td><td>4.3</td></tr><tr><td>8</td><td>4.3</td></tr><tr><td>9</td><td>4.2</td></tr><tr><td>10</td><td>4.4</td></tr></tbody></table>	Questionnaire	Rating	1	4.25	2	4.4	3	4.1	4	4.55	5	4.4	6	4.35	7	4.3	8	4.3	9	4.2	10	4.4		
Questionnaire	Rating																																																																																										
1	4.3																																																																																										
2	4.5																																																																																										
3	4.3																																																																																										
4	4.4																																																																																										
5	4.4																																																																																										
6	4.3																																																																																										
7	4.2																																																																																										
8	4.4																																																																																										
9	4.3																																																																																										
Questionnaire	Rating																																																																																										
1	4.4																																																																																										
2	4.4																																																																																										
3	4.4																																																																																										
4	4.3																																																																																										
5	4.4																																																																																										
6	4.4																																																																																										
7	4.4																																																																																										
8	4.5																																																																																										
9	4.5																																																																																										
10	4.4																																																																																										
Questionnaire	Rating																																																																																										
1	4.25																																																																																										
2	4.35																																																																																										
3	4.25																																																																																										
4	4.35																																																																																										
5	4.35																																																																																										
6	4.15																																																																																										
7	4.4																																																																																										
8	4.35																																																																																										
9	4.25																																																																																										
10	4.15																																																																																										
Questionnaire	Rating																																																																																										
1	4.25																																																																																										
2	4.4																																																																																										
3	4.1																																																																																										
4	4.55																																																																																										
5	4.4																																																																																										
6	4.35																																																																																										
7	4.3																																																																																										
8	4.3																																																																																										
9	4.2																																																																																										
10	4.4																																																																																										
Prof. Krishna Parsad -15ME655	Prof. BH-15ME664	Prof. CCGD/PROF. MS-15MEL67	Prof. SH/PROF. PS-15MEL68																																																																																								
<table border="1"><caption>Prof. Krishna Parsad -15ME655</caption><thead><tr><th>Questionnaire</th><th>Rating</th></tr></thead><tbody><tr><td>1</td><td>4.35</td></tr><tr><td>2</td><td>4.5</td></tr><tr><td>3</td><td>4.4</td></tr><tr><td>4</td><td>4.45</td></tr><tr><td>5</td><td>4.4</td></tr><tr><td>6</td><td>4.25</td></tr><tr><td>7</td><td>4.5</td></tr><tr><td>8</td><td>4.35</td></tr><tr><td>9</td><td>4.4</td></tr><tr><td>10</td><td>4.35</td></tr></tbody></table>	Questionnaire	Rating	1	4.35	2	4.5	3	4.4	4	4.45	5	4.4	6	4.25	7	4.5	8	4.35	9	4.4	10	4.35	<table border="1"><caption>Prof. BH-15ME664</caption><thead><tr><th>Questionnaire</th><th>Rating</th></tr></thead><tbody><tr><td>1</td><td>4.55</td></tr><tr><td>2</td><td>4.55</td></tr><tr><td>3</td><td>4.4</td></tr><tr><td>4</td><td>4.45</td></tr><tr><td>5</td><td>4.6</td></tr><tr><td>6</td><td>4.4</td></tr><tr><td>7</td><td>4.55</td></tr><tr><td>8</td><td>4.3</td></tr><tr><td>9</td><td>4.4</td></tr><tr><td>10</td><td>4.4</td></tr></tbody></table>	Questionnaire	Rating	1	4.55	2	4.55	3	4.4	4	4.45	5	4.6	6	4.4	7	4.55	8	4.3	9	4.4	10	4.4	<table border="1"><caption>Prof. CCGD/PROF. MS-15MEL67</caption><thead><tr><th>Questionnaire</th><th>Rating</th></tr></thead><tbody><tr><td>1</td><td>4.25</td></tr><tr><td>2</td><td>4.4</td></tr><tr><td>3</td><td>4.35</td></tr><tr><td>4</td><td>4.55</td></tr><tr><td>5</td><td>4.5</td></tr><tr><td>6</td><td>4.45</td></tr><tr><td>7</td><td>4.45</td></tr><tr><td>8</td><td>4.4</td></tr><tr><td>9</td><td>4.4</td></tr><tr><td>10</td><td>4.4</td></tr></tbody></table>	Questionnaire	Rating	1	4.25	2	4.4	3	4.35	4	4.55	5	4.5	6	4.45	7	4.45	8	4.4	9	4.4	10	4.4	<table border="1"><caption>Prof. SH/PROF. PS-15MEL68</caption><thead><tr><th>Questionnaire</th><th>Rating</th></tr></thead><tbody><tr><td>1</td><td>4.45</td></tr><tr><td>2</td><td>4.45</td></tr><tr><td>3</td><td>4.45</td></tr><tr><td>4</td><td>4.3</td></tr><tr><td>5</td><td>4.5</td></tr><tr><td>6</td><td>4.5</td></tr><tr><td>7</td><td>4.5</td></tr><tr><td>8</td><td>4.6</td></tr><tr><td>9</td><td>4.45</td></tr><tr><td>10</td><td>4.55</td></tr></tbody></table>	Questionnaire	Rating	1	4.45	2	4.45	3	4.45	4	4.3	5	4.5	6	4.5	7	4.5	8	4.6	9	4.45	10	4.55
Questionnaire	Rating																																																																																										
1	4.35																																																																																										
2	4.5																																																																																										
3	4.4																																																																																										
4	4.45																																																																																										
5	4.4																																																																																										
6	4.25																																																																																										
7	4.5																																																																																										
8	4.35																																																																																										
9	4.4																																																																																										
10	4.35																																																																																										
Questionnaire	Rating																																																																																										
1	4.55																																																																																										
2	4.55																																																																																										
3	4.4																																																																																										
4	4.45																																																																																										
5	4.6																																																																																										
6	4.4																																																																																										
7	4.55																																																																																										
8	4.3																																																																																										
9	4.4																																																																																										
10	4.4																																																																																										
Questionnaire	Rating																																																																																										
1	4.25																																																																																										
2	4.4																																																																																										
3	4.35																																																																																										
4	4.55																																																																																										
5	4.5																																																																																										
6	4.45																																																																																										
7	4.45																																																																																										
8	4.4																																																																																										
9	4.4																																																																																										
10	4.4																																																																																										
Questionnaire	Rating																																																																																										
1	4.45																																																																																										
2	4.45																																																																																										
3	4.45																																																																																										
4	4.3																																																																																										
5	4.5																																																																																										
6	4.5																																																																																										
7	4.5																																																																																										
8	4.6																																																																																										
9	4.45																																																																																										
10	4.55																																																																																										

Recommendations

- Graph 5 shows less average for the question 6: Prof. KP recommended to recommended enforce class rules fairly and strictly
- Graph 3 shows less average for the question 6: Prof. MS recommended to recommended enforce class rules fairly and strictly

HoD



STUDENT FEEDBACK ON FACULTY - ACADEMIC YEAR 2017-18 8th A

Prof. GODFREY DEVAPUTRA - 10ME81	Prof RAKESH R -10ME82	PROF RAMANANDHAN H S - 15ME837	PROF. KISHAN G S - 15ME844																																																																																								
<table border="1"><caption>Prof. Godfrey Devaputra - 10ME81</caption><thead><tr><th>Questionnaire</th><th>Rating</th></tr></thead><tbody><tr><td>1</td><td>4.0</td></tr><tr><td>2</td><td>4.2</td></tr><tr><td>3</td><td>4.3</td></tr><tr><td>4</td><td>4.4</td></tr><tr><td>5</td><td>4.2</td></tr><tr><td>6</td><td>4.2</td></tr><tr><td>7</td><td>4.3</td></tr><tr><td>8</td><td>4.1</td></tr><tr><td>9</td><td>4.2</td></tr><tr><td>10</td><td>4.3</td></tr></tbody></table>	Questionnaire	Rating	1	4.0	2	4.2	3	4.3	4	4.4	5	4.2	6	4.2	7	4.3	8	4.1	9	4.2	10	4.3	<table border="1"><caption>Prof. Rakesh R - 10ME82</caption><thead><tr><th>Questionnaire</th><th>Rating</th></tr></thead><tbody><tr><td>1</td><td>4.05</td></tr><tr><td>2</td><td>4.0</td></tr><tr><td>3</td><td>4.2</td></tr><tr><td>4</td><td>4.1</td></tr><tr><td>5</td><td>4.35</td></tr><tr><td>6</td><td>4.25</td></tr><tr><td>7</td><td>4.0</td></tr><tr><td>8</td><td>4.1</td></tr><tr><td>9</td><td>4.15</td></tr><tr><td>10</td><td>4.4</td></tr></tbody></table>	Questionnaire	Rating	1	4.05	2	4.0	3	4.2	4	4.1	5	4.35	6	4.25	7	4.0	8	4.1	9	4.15	10	4.4	<table border="1"><caption>Prof. Ramanandhan H S - 15ME837</caption><thead><tr><th>Questionnaire</th><th>Rating</th></tr></thead><tbody><tr><td>1</td><td>4.1</td></tr><tr><td>2</td><td>4.15</td></tr><tr><td>3</td><td>4.15</td></tr><tr><td>4</td><td>4.2</td></tr><tr><td>5</td><td>4.0</td></tr><tr><td>6</td><td>4.25</td></tr><tr><td>7</td><td>4.3</td></tr><tr><td>8</td><td>4.05</td></tr><tr><td>9</td><td>4.2</td></tr><tr><td>10</td><td>4.4</td></tr></tbody></table>	Questionnaire	Rating	1	4.1	2	4.15	3	4.15	4	4.2	5	4.0	6	4.25	7	4.3	8	4.05	9	4.2	10	4.4	<table border="1"><caption>Prof. Kishan G S - 15ME844</caption><thead><tr><th>Questionnaire</th><th>Rating</th></tr></thead><tbody><tr><td>1</td><td>4.2</td></tr><tr><td>2</td><td>4.25</td></tr><tr><td>3</td><td>4.3</td></tr><tr><td>4</td><td>4.05</td></tr><tr><td>5</td><td>4.1</td></tr><tr><td>6</td><td>4.25</td></tr><tr><td>7</td><td>4.35</td></tr><tr><td>8</td><td>4.15</td></tr><tr><td>9</td><td>4.15</td></tr><tr><td>10</td><td>4.2</td></tr></tbody></table>	Questionnaire	Rating	1	4.2	2	4.25	3	4.3	4	4.05	5	4.1	6	4.25	7	4.35	8	4.15	9	4.15	10	4.2
Questionnaire	Rating																																																																																										
1	4.0																																																																																										
2	4.2																																																																																										
3	4.3																																																																																										
4	4.4																																																																																										
5	4.2																																																																																										
6	4.2																																																																																										
7	4.3																																																																																										
8	4.1																																																																																										
9	4.2																																																																																										
10	4.3																																																																																										
Questionnaire	Rating																																																																																										
1	4.05																																																																																										
2	4.0																																																																																										
3	4.2																																																																																										
4	4.1																																																																																										
5	4.35																																																																																										
6	4.25																																																																																										
7	4.0																																																																																										
8	4.1																																																																																										
9	4.15																																																																																										
10	4.4																																																																																										
Questionnaire	Rating																																																																																										
1	4.1																																																																																										
2	4.15																																																																																										
3	4.15																																																																																										
4	4.2																																																																																										
5	4.0																																																																																										
6	4.25																																																																																										
7	4.3																																																																																										
8	4.05																																																																																										
9	4.2																																																																																										
10	4.4																																																																																										
Questionnaire	Rating																																																																																										
1	4.2																																																																																										
2	4.25																																																																																										
3	4.3																																																																																										
4	4.05																																																																																										
5	4.1																																																																																										
6	4.25																																																																																										
7	4.35																																																																																										
8	4.15																																																																																										
9	4.15																																																																																										
10	4.2																																																																																										

Recommendations

- Graph 1 shows less average for the question 1: Prof. GD recommended to prepare for class and to have good study material

HoD



STUDENT FEEDBACK ON FACULTY - ACADEMIC YEAR 2017-18 - 8th B

Prof. Adanna I W - 10ME81	Prof. Mohammed Khaisar - 10ME82	Prof. Y D Chethan - 10ME837	Prof. Pratheek P K - 10ME844																																																																																								
<table border="1"><caption>Prof. Adanna I W - 10ME81 Ratings</caption><thead><tr><th>Questionnaire</th><th>Rating</th></tr></thead><tbody><tr><td>1</td><td>4.2</td></tr><tr><td>2</td><td>4.1</td></tr><tr><td>3</td><td>3.9</td></tr><tr><td>4</td><td>3.7</td></tr><tr><td>5</td><td>4.1</td></tr><tr><td>6</td><td>4.2</td></tr><tr><td>7</td><td>4.1</td></tr><tr><td>8</td><td>4.0</td></tr><tr><td>9</td><td>4.1</td></tr><tr><td>10</td><td>3.9</td></tr></tbody></table>	Questionnaire	Rating	1	4.2	2	4.1	3	3.9	4	3.7	5	4.1	6	4.2	7	4.1	8	4.0	9	4.1	10	3.9	<table border="1"><caption>Prof. Mohammed Khaisar - 10ME82 Ratings</caption><thead><tr><th>Questionnaire</th><th>Rating</th></tr></thead><tbody><tr><td>1</td><td>4.0</td></tr><tr><td>2</td><td>4.1</td></tr><tr><td>3</td><td>4.2</td></tr><tr><td>4</td><td>3.9</td></tr><tr><td>5</td><td>4.2</td></tr><tr><td>6</td><td>4.0</td></tr><tr><td>7</td><td>4.2</td></tr><tr><td>8</td><td>4.1</td></tr><tr><td>9</td><td>4.0</td></tr><tr><td>10</td><td>3.8</td></tr></tbody></table>	Questionnaire	Rating	1	4.0	2	4.1	3	4.2	4	3.9	5	4.2	6	4.0	7	4.2	8	4.1	9	4.0	10	3.8	<table border="1"><caption>Prof. Y D Chethan - 10ME837 Ratings</caption><thead><tr><th>Questionnaire</th><th>Rating</th></tr></thead><tbody><tr><td>1</td><td>3.9</td></tr><tr><td>2</td><td>4.3</td></tr><tr><td>3</td><td>4.1</td></tr><tr><td>4</td><td>4.3</td></tr><tr><td>5</td><td>4.1</td></tr><tr><td>6</td><td>4.2</td></tr><tr><td>7</td><td>4.0</td></tr><tr><td>8</td><td>4.0</td></tr><tr><td>9</td><td>4.1</td></tr><tr><td>10</td><td>4.0</td></tr></tbody></table>	Questionnaire	Rating	1	3.9	2	4.3	3	4.1	4	4.3	5	4.1	6	4.2	7	4.0	8	4.0	9	4.1	10	4.0	<table border="1"><caption>Prof. Pratheek P K - 10ME844 Ratings</caption><thead><tr><th>Questionnaire</th><th>Rating</th></tr></thead><tbody><tr><td>1</td><td>3.8</td></tr><tr><td>2</td><td>3.9</td></tr><tr><td>3</td><td>4.1</td></tr><tr><td>4</td><td>4.0</td></tr><tr><td>5</td><td>3.9</td></tr><tr><td>6</td><td>4.1</td></tr><tr><td>7</td><td>4.1</td></tr><tr><td>8</td><td>4.2</td></tr><tr><td>9</td><td>4.2</td></tr><tr><td>10</td><td>4.1</td></tr></tbody></table>	Questionnaire	Rating	1	3.8	2	3.9	3	4.1	4	4.0	5	3.9	6	4.1	7	4.1	8	4.2	9	4.2	10	4.1
Questionnaire	Rating																																																																																										
1	4.2																																																																																										
2	4.1																																																																																										
3	3.9																																																																																										
4	3.7																																																																																										
5	4.1																																																																																										
6	4.2																																																																																										
7	4.1																																																																																										
8	4.0																																																																																										
9	4.1																																																																																										
10	3.9																																																																																										
Questionnaire	Rating																																																																																										
1	4.0																																																																																										
2	4.1																																																																																										
3	4.2																																																																																										
4	3.9																																																																																										
5	4.2																																																																																										
6	4.0																																																																																										
7	4.2																																																																																										
8	4.1																																																																																										
9	4.0																																																																																										
10	3.8																																																																																										
Questionnaire	Rating																																																																																										
1	3.9																																																																																										
2	4.3																																																																																										
3	4.1																																																																																										
4	4.3																																																																																										
5	4.1																																																																																										
6	4.2																																																																																										
7	4.0																																																																																										
8	4.0																																																																																										
9	4.1																																																																																										
10	4.0																																																																																										
Questionnaire	Rating																																																																																										
1	3.8																																																																																										
2	3.9																																																																																										
3	4.1																																																																																										
4	4.0																																																																																										
5	3.9																																																																																										
6	4.1																																																																																										
7	4.1																																																																																										
8	4.2																																																																																										
9	4.2																																																																																										
10	4.1																																																																																										
Recommendations																																																																																											
<ul style="list-style-type: none">➤ Graph 4 shows less average for the question 1: Prof. PPK recommended to prepare for class and to have good study material➤ Graph 1 shows less average for the question 4: Prof. AIW recommended to solve more problems to create interest in learning																																																																																											


HoD



MAHARAJA INSTITUTE OF TECHNOLOGY MYSORE
BELAWADI, SRIRANGAPATNA TQ, MANDYA
Department of MCA



Feedback Report (Alumni, Parent Faculty, and Student)

The institute aims to offer the best possible environment and learning experience to encourage students to perform to their full potential for academic achievement.

Students, teachers, parents and alumni play an important role in the evaluation, development and enhancement of the quality of this learning experience. Feedback from students, teachers, parents and alumni helps the college to evaluate how its service policies and make changes as per stakeholders requirements.

The Feedback Process has put an emphasis on the need for involvement of students in the quality assurance of higher education. Student involvement requires that students should act as a collaborators in, rather than merely passive receivers of, teaching and learning process.

All the stakeholders' feedback data was collected and analyzed as per the following tables from the academic year 2017 -18.

STUDENTS/ALUMNI FEEDBACK

FORM A: FEEDBACK ON QUALITY OF PROGRAM BY STUDENTS/ALUMNI

S/L	Parameters	A	B	C	D
1.	Depth of the course content including project work if any				
2.	Extent of coverage of courses				
3.	Employment orientation in the curriculum				
4.	Topics for competitive examinations included in the syllabus				
5.	Applicability/relevance to real life situation				
6.	Learning values (in terms of knowledge, concepts, manual skills, analytical abilities and broadening perspectives)				

7.	Research orientation obtained during the program				
8.	Clarity and relevance of textual reading material				
9.	Internal evaluation methods				
10.	Institutional efforts to orient on its vision and mission				
11.	Overall rating				
A: Very good , B: Good, C: Satisfactory, D: Unsatisfactory					

The responses received from the respondents are presented in table for the year 2017-18

2017-18	Q1	Q2	Q3	Q4	Q5	Q6	Q7	Q8	Q9	Q10	Q11
% of Students Rating 4	60	45.0	47.2	38.5	44.4	41.3	42.3	38.8	47.7	40.3	47.8
% of Students Rating 3	30.0	33.0	35.4	46.4	31.5	37.8	17.3	44.4	33.3	42.5	40.5
% of Students Rating 2	6.3	15.3	14.8	6.8	13.6	15.8	13.0	16.1	12.7	12.5	13.7
% of Students Rating 1	0.0	5.4	0.0	5.6	3.8	2.4	2.0	3.4	6.5	4.2	2.2

Report:

In terms of the score, the average performance was found ranging from good to excellent. But it was noticed that, Research orientation obtained during the program was average. There was scope for improvement in terms of score was noticed in few Parameters as the score can be improved for excellent grade.

**STUDENTS/ALUMNI FEEDBACK
FORM B: INSTITUTIONAL EVALUATION BY STUDENTS/ALUMNI**

S/L	Parameters	A	B	C	D
1.	Library Facilities				
2.	Computer/Internet/ICT Facilities				
3.	Career Guidance and Placement Activities				
4.	Co-curricular and Extra-curricular activities				
5.	Office and Administration				
6.	Reprographic Facility				
7.	Canteen				
8.	Basic Amenities				
9.	Sports facility				
10.	Cleanliness of campus				
11.	Overall opinion about the college				
A: Very good, B: Good, C: Satisfactory, D: Unsatisfactory					

The responses received from the respondents are presented in table for the year 2017-18

2017-18	Q1	Q2	Q3	Q4	Q5	Q6	Q7	Q8	Q9	Q10	Q11
Average of Rating	3.5	3.25	3.35	3.26	3.22	3.1	2.8	3.23	3.22	3.35	3.35
% of Students Rating 4	61.5	43.2	52.3	38.6	44.8	44.4	41.6	33.2	49.5	38.2	49.8
% of Students Rating 3	30.0	37.7	34.2	42.2	33.6	37.8	16.3	38.6	30.5	38.3	40.2
% of Students Rating 2	5.5	17.3	13.8	8.9	12.6	14.9	12.5	16.2	13.5	16.0	19.2
% of Students Rating 1	0.0	5.3	0.0	6.4	5.2	2.3	26.0	3.6	4.9	4.8	2.8

Report:

In terms of the score, the average performance was found ranging from good to excellent. But it was noticed that, Research orientation obtained during the program was average. There was scope for improvement in terms of score was noticed in few Parameters as the score can be improved for excellent grade.

EMPLOYER FEEDBACK

S/L	Parameters	A	B	C	D
1	Subject knowledge of the graduate working in your organization.				
2	Competency level				
3	Adequacy of skill				
4	Job Fit				
5	Adequacy of curriculum				
6	Target Orientation				
7	Quest for new learning				
8	Ability to relate theory to practice				
9	Group Dynamics				
10	Communication and Attitude				
11	Overall rating				
A - Very Good, B - Good, C - Satisfactory, D - Scope for Improvement					

The responses received from the respondents are presented in table for the year 2017-18.

2017-18	Q1	Q2	Q3	Q4	Q5	Q6	Q7	Q8	Q9	Q10	Q11
Average of Rating	3.4	3.20	3.26	3.24	3.33	3.5	2.66	3.4	3.32	3.25	3.33
% of EMPLOYER Rating 4	42	33	31	33	35	35	35	28	35	32	33
% of EMPLOYER Rating 3	33	26	22	31	25	28	17	33	24	29	31
% of EMPLOYER Rating 2	4	14	17	5	13	14	13	14	13	11	9
% of EMPLOYER Rating 1	0	2	0	5	3	2	14	4	5	4	3

Report:

In terms of the score, the average performance was found ranging from good to excellent. But it was noticed that, Research orientation obtained during the program was average. There was scope for improvement in terms of score was noticed in few Parameters as the score can be improved for excellent grade.

PARENTS FEEDBACK

We have designed general feedback form for the parents which include few parameters about the curriculum designed by university. The feedback from parents is given in the following tables. We collected feedback from parents through Parents-Teacher Meet.

FORM D: PARENTS FEEDBACK FORM ON CURRICULUM

You may rate your responses as 5- Excellent, 4- Very Good, 3 – Good, 2- Average, 1- Poor

S/L	Question	5	4	3	2	1	If Average or poor the changes suggested
1.	How do you rate the availability of the text and reference books in the market?						
2.	How do you rate the treatment of the students by the faculty irrespective of the background of the student (Gender, cast, community, creed etc.) in teaching and evaluation?						
3.	How do you rate the ambience of the college for effective delivery of the academic process?						
4.	How do rate the courses in terms of their relevance to the latest and/or future technologies?						
5.	How do you rate the programs based on the comfort of your son/daughter in coping with the workload?						
6.	How do you rate the quality of the teaching in the Institution?						
7.	How do you rate the outcomes that your son/daughter has achieved from the courses?						
8.	How do you rate the transparency of the evaluation system in the college?						
9.	How do you rate the college activities that help your son/daughter in getting jobs and placements?						
10.	How do you rate the transformation of your son/daughter after the completion of the course?						
11.	How do you rate the scholarship/ concessions given to your son/daughter by the college						

The responses received from the respondents are presented in table for the year 2017-18

2017-18	Q1	Q2	Q3	Q4	Q5	Q6	Q7	Q8	Q9	Q1	Q11
Average of Rating											
% of PARENTS Rating 5	33.2	0.0	0.0	35.5	34.4	34.2	0.0	34.5	34.8	38.3	34.5
% of PARENTS Rating 4	33.2	68.2	65.5	31.5	35.3	31.8	90.5	0.0	65.7	35.8	35.4
% of PARENTS Rating 3	36.3	32.7	32.5	34.2	35.6	38.2	0.0	70.2	0.0	34.5	36.8
% of PARENTS Rating 2	0.0	0.0	0.0	0.0	0.0	0.0	0.0	0.0	0.0	0.0	0.0
% of PARENTS Rating 1	0.0	0.0	0.0	0.0	0.0	0.0	0.0	0.0	0.0	0.0	0.0

Report:

In terms of the score, the average performance was found ranging from good to excellent. But it was noticed that, Research orientation obtained during the program was average. There was scope for improvement in terms of score was noticed in few Parameters as the score can be improved for excellent grade.

**FACULTY FEEDBACK
FORM E: FEEDBACK ON CURRICULUM BY FACULTY**

You may rate your responses as 5- Excellent, 4- Very Good, 3 – Good, 2- Average, 1- Poor

S/L	Question	5	4	3	2	1	If Average or poor the changes suggested
1.	How do you rate the program offered in terms of the load of the courses?						
2.	How do you rate the availability of the text and reference books in the market?						
3.	How do you rate the quality and relevance of the courses included into the curriculum?						
4.	How do you rate the academic facility of the College for effective delivery of the academic process?						
5.	How do rate the courses in terms of their relevance to the latest and/or the future technologies?						
6.	How do you rate the program based on the comfort of your student in coping with the workload?						
7.	How do you rate the outcomes that your student has achieved from the courses?						
8.	How do you rate the college activities that help your students in getting jobs and placements?						
9.	How do you rate the transformation of your students after the completion of the course?						

The responses received from the respondents are presented in table for the year 2017-18


2017-18	Q1	Q2	Q3	Q4	Q5	Q6	Q7	Q8	Q9
Average Of Rating									
% Of Faculty Rating 5	26.03	43.33	26.25	54.75	22.57	24.33	37.84	37.66	12.53
% Of Faculty Rating 4	43.24	45.95	51.35	35.14	57.84	54.05	40.54	45.95	64.86
% Of Faculty Rating 3	29.73	12.35	21.62	7.59	21.62	21.62	23.98	14.68	21.62
% Of Faculty Rating 2	0	0	0	0	0	0	0	0	0
% Of Faculty Rating 1	0	0	0	0	0	0	0	0	0

Report:

Faculty's opinion was that curriculum was appropriate and explained clearly. Most of the faculty had strongly agreed for syllabus content, they were happy with the facility provided in library and infrastructure.

ACTION TAKEN REPORT BY HEAD OF THE DEPARTMENT

1. To find the short comings of the department and the individual teacher, students were advised to take part in the feedback process without any hesitation.
2. Conduct Workshop, Seminars, Quiz competition and research programs to stimulate an appreciation of basic science and research skill
3. The teachers are able to complete the syllabus in time. Keeping in mind the time framework of the syllabus, the teachers accordingly plan for the classes to complete the entire syllabus in time.
4. In response to the availability of prescribed books/reading materials in the library: The library is well furnished with required reading material/books. The reading material and books have already been updated
5. In response to internet facility, working lab equipments and cooperative staff: The computer system with internet facility and Wi-Fi system are available in the department.
6. Students requested for sports facility.
7. Separate parking facility was requested.


HEAD OF THE DEPARTMENT
Master of Computer Application
Maharaja Institute of Technology
Mysore