

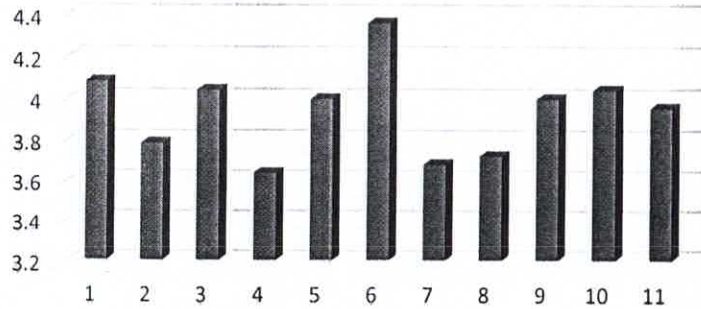


Department of Computer Science and Engineering

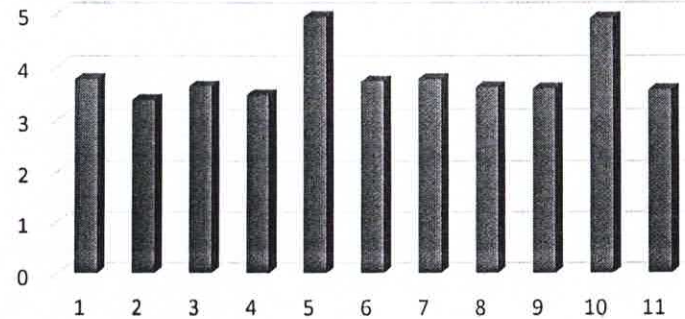
Form A

Date:13/07/2019

Feedback on Quality of Program by Students/Alumni (A Section)



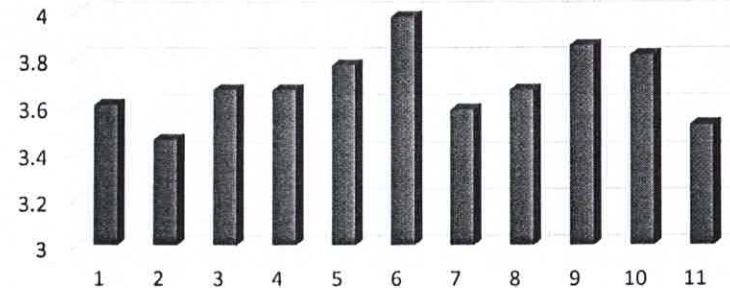
Feedback on Quality of Program by Students/Alumni (B Section)



Recommendations:

Topics for competitive exams may be improved by various extra classes to students. Students inclusive education can be included. Research orientated programs may be included by accomplishing mini projects, internships for students.

Feedback on Quality of Program by Students/Alumni (C Section)



Prof. DEEPU R  
Head Of Department  
Computer Science & Engg.,  
MIT, MYSORE

Head of the Department



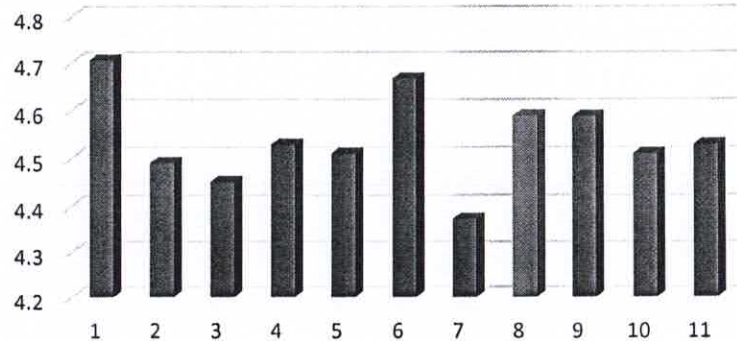
MAHARAJA INSTITUTE OF TECHNOLOGY MYSORE  
BELAWADI, SRIRANGAPATNA Tq, MANDYA-571477



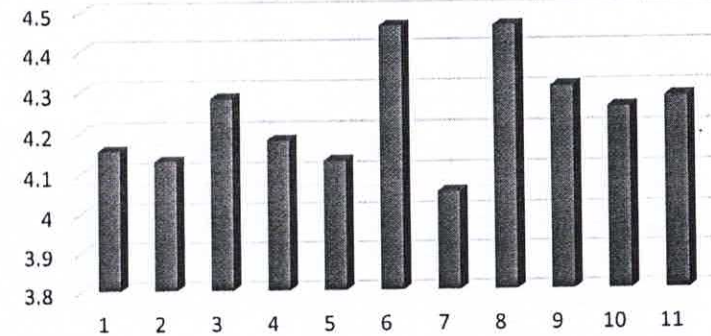
Department of Computer Science and Engineering

Date:13/07/2019

Feedback on Quality of Program by Students/Alumni FORM A(A Section)



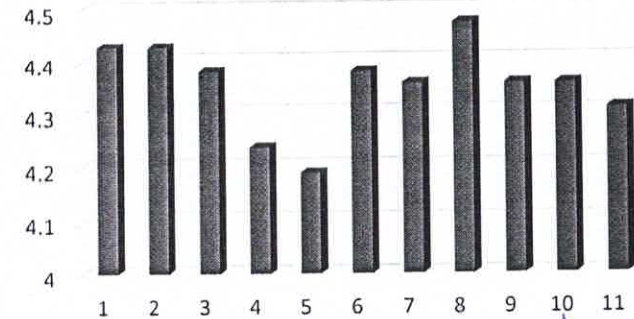
Feedback on Quality of Program by Students/Alumni FORM A(B Section)



Recommendations:

Topics for competitive exams may be improved by various extra classes to students. Students inclusive education can be included. Research orientated programs may be included by accomplishing mini projects, internships for students.

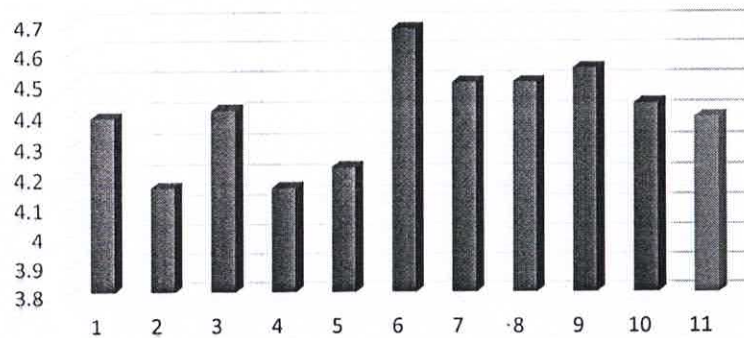
Feedback on Quality of Program by Students/Alumni FORM A(C Section)



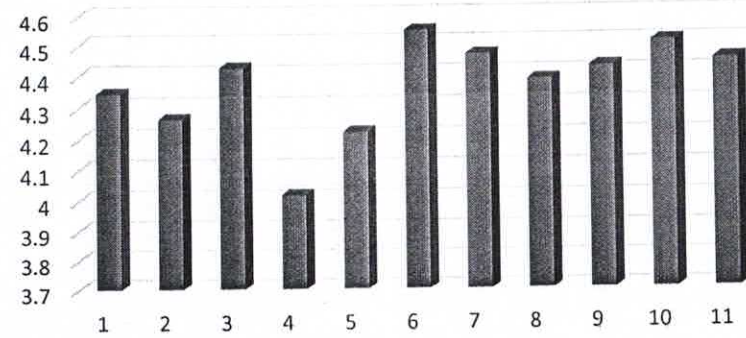
  
Head of the Department



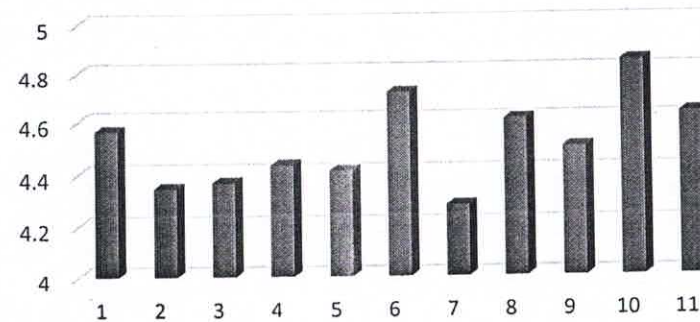
Feedback on Quality of Program by Students/Alumni FORM A (A Section)



Feedback on Quality of Program by Students/Alumni FORM A (B Section)



Feedback on Quality of Program by Students/Alumni FORM A (C Section)



**Recommendations:**

Topics for competitive exams may be improved by various extra classes to students. Students inclusive education can be included. Research orientated programs may be included by accomplishing mini projects, internships for students.

Prof. DESPUR  
Head of the Department  
Computer Science & Engg  
MIT, MYSORE

**Head of the Department**



MAHARAJA INSTITUTE OF TECHNOLOGY MYSORE  
BELAWADI, SRIRANGAPATNA Tq, MANDYA-571477

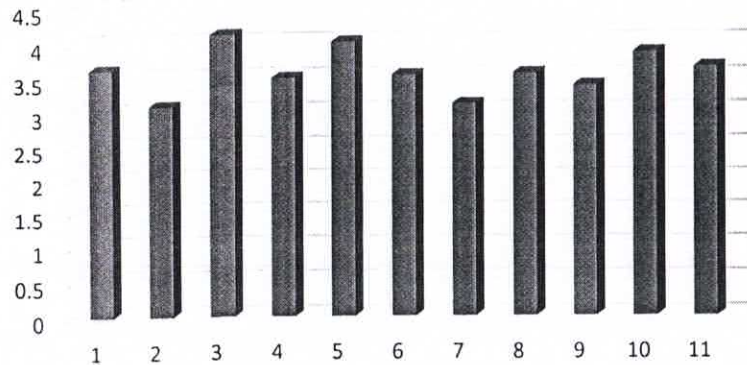


Department of Computer Science and Engineering

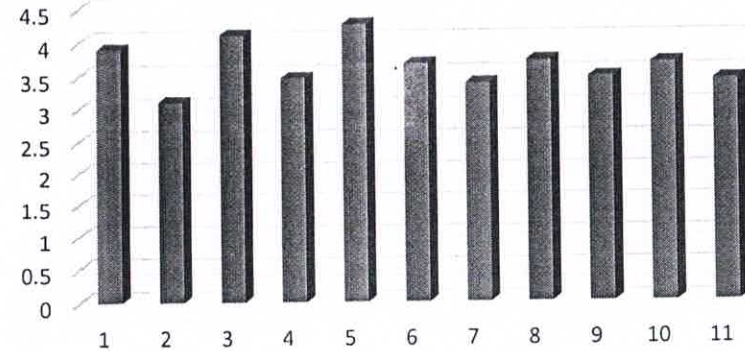
Form B

Date:13/07/2019

Institutional Evaluation by Students (A Section)




Institutional Evaluation by Students (B Section)




**Recommendations:**

Canteen facility can be improved with better management and quality. Seating arrangement may be improved. Wifi connection to be installed in the institute.

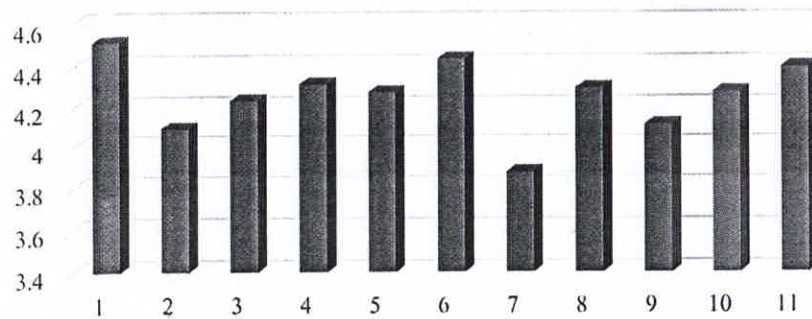
Institutional Evaluation by Students (C Section)



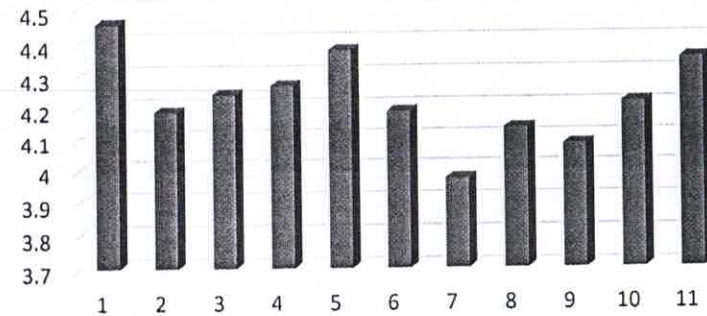
  
Head of the Department



Institution Evaluation by Students FORM B  
(A Section)



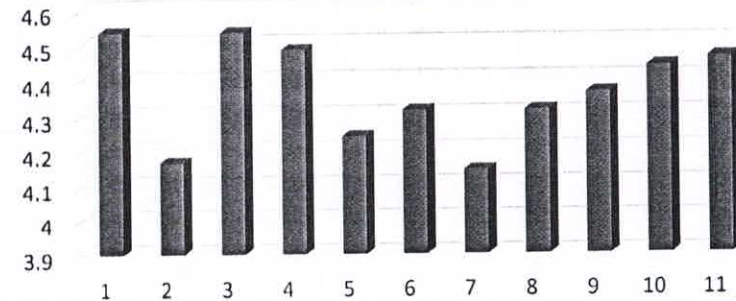
Institution Evaluation by Students FORM B  
(B Section)



**Recommendations:**

Canteen facility can be improved with better management and quality. Seating arrangement may be improved. Wifi connection to be installed in the institute.

Institution Evaluation by Students FORM B  
(C Section)



Prof. DEEPU R  
Head of the Department  
Computer Science & Engg  
MIT MYSORE

**Head of the Department**



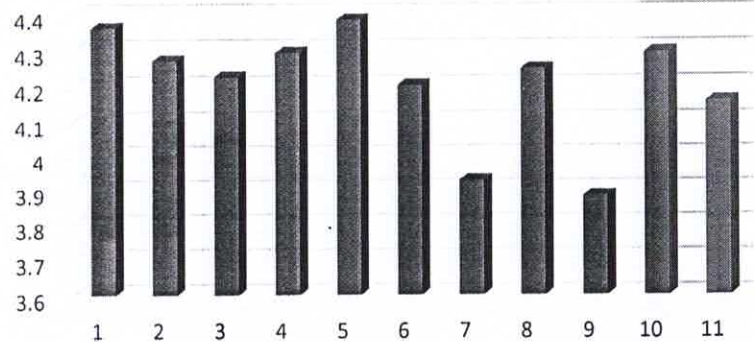
MAHARAJA INSTITUTE OF TECHNOLOGY MYSORE  
BELAWADI, SRIRANGAPATNA Tq, MANDYA-571477



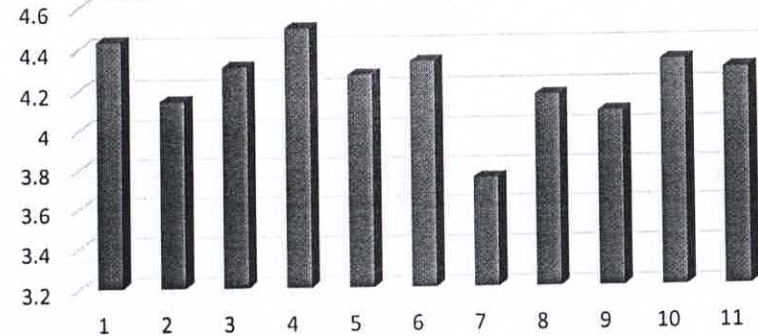
Department of Computer Science and Engineering

Date:13/07/2019

Institution Evaluation by Students FORM B(A Section)



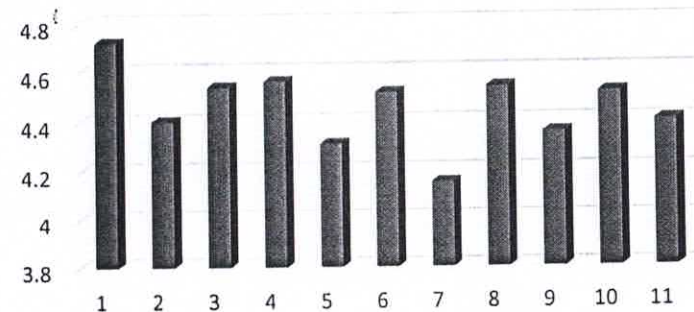
Institution Evaluation by Students FORM B(B Section)



**Recommendations:**

Canteen facility can be improved with better management and quality. Seating arrangement may be improved. Wifi connection to be installed in the institute.

Institution Evaluation by Students FORM B(B Section)



Head of the Department

Head of Department  
Computer Science & Engg.,  
MIT, MYSORE

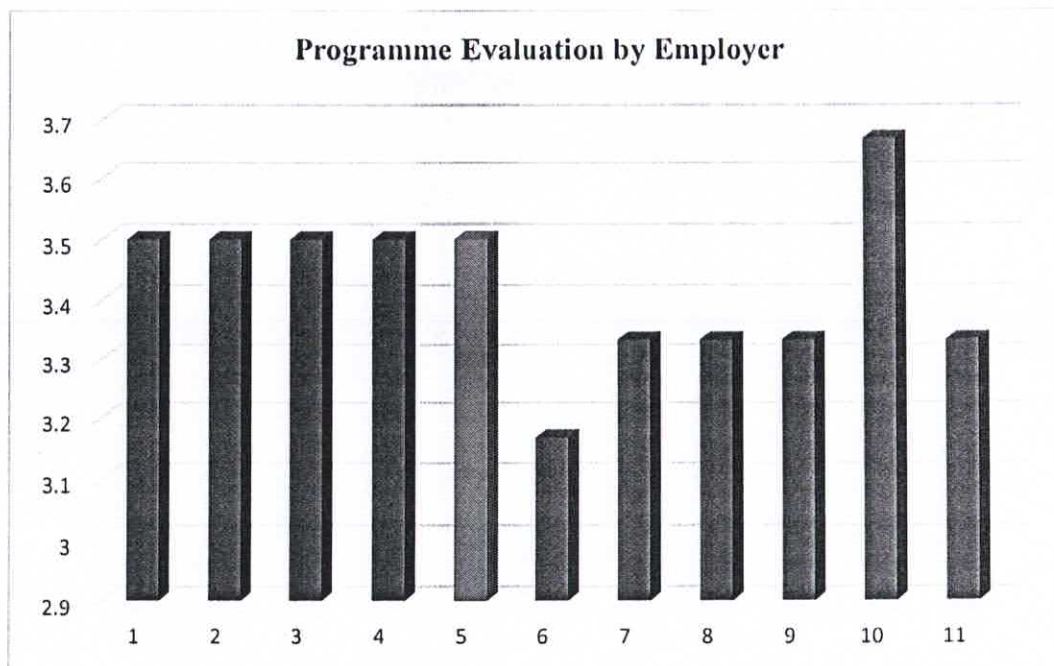


MAHARAJA INSTITUTE OF TECHNOLOGY MYSORE  
BELAWADI, SRIRANGAPATNA Tq, MANDYA-571477



Department of Computer Science and Engineering

Date:13/07/2019



**Recommendations:**

Research orientation during program may be enhanced by implementing mini projects, internships for final year students and pre final year students. Communication and attitude of students can be improved through training programs.

  
**Head of the Department**



MAHARAJA INSTITUTE OF TECHNOLOGY MYSORE  
BELAWADI, SRIRANGAPATNA Tq, MANDYA-571477



Department of Computer Science and Engineering

Date:13/07/2019

Form D: Parents Feedback Form on Curriculum (2018-2019)

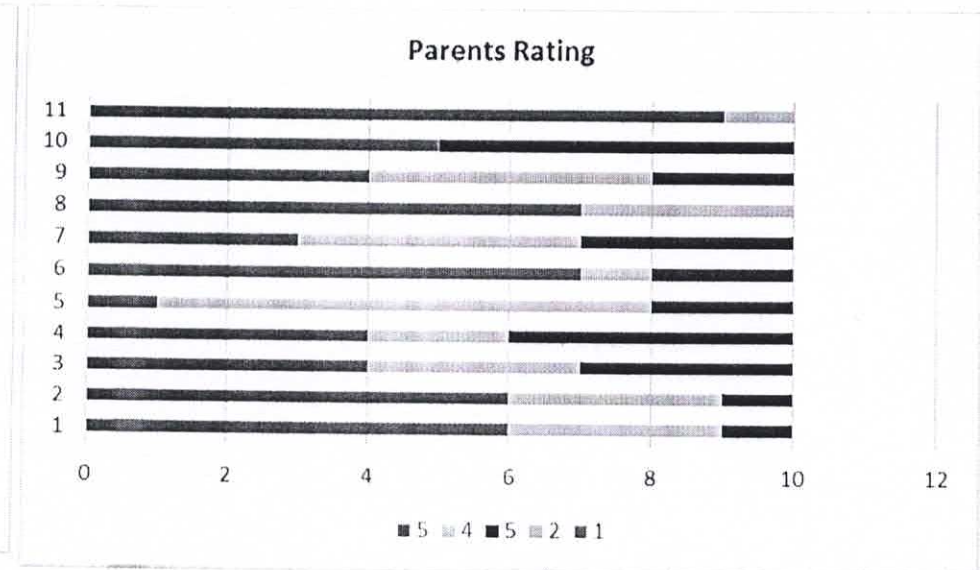
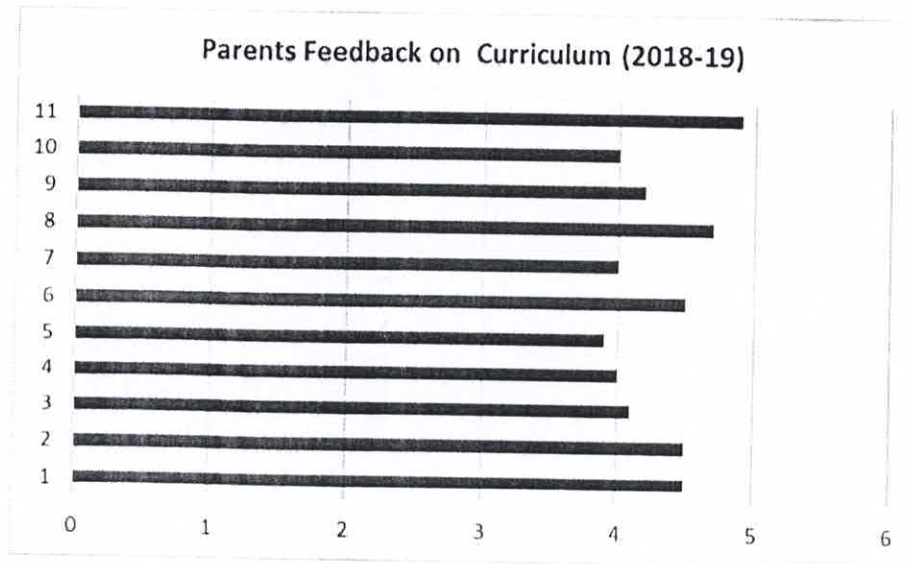
Student Name	Batch	Parent Name	Q1	Q2	Q3	Q4	Q5	Q6	Q7	Q8	Q9	Q10	Q11
Musaveer Khan	2018	Raheem Ulla Khan	4	5	4	5	4	5	4	5	4	5	4
Manish A Gowda	2018	Aravind S	5	5	5	5	3	4	3	5	5	5	5
Nagashree K B	2018	Babu K S	4	5	4	5	4	5	4	4	4	5	5
Kiran V	2018	Vishwanath	3	5	3	5	3	5	4	5	4	5	5
Kiran Prasad	2018	Ramesh K N	4	4	5	5	4	5	4	5	5	5	5
Mamatha R	2018	Ravi	5	4	3	5	4	3	5	4	5	4	3
Lekhana H P	2018	Parshuram H C	5	5	5	4	4	5	3	5	4	5	4
Manasa B R	2018	Ravulaiah	5	3	4	3	5	5	5	5	5	4	4
Likhith Gowda S B	2018	Balakrishna	5	4	3	5	4	3	5	4	5	4	3
Krishna Kanth Hatti	2018	Gowra R	5	5	5	4	4	5	3	5	4	5	4
<b>Average of Rating</b>			<b>4.5</b>	<b>4.5</b>	<b>4.1</b>	<b>4.6</b>	<b>3.9</b>	<b>4.5</b>	<b>4</b>	<b>4.7</b>	<b>4.5</b>	<b>4.7</b>	<b>4.2</b>
Count of Parents Rating 5			6	6	4	7	1	7	3	7	5	7	4
Count of Parents Rating 4			3	3	3	2	7	1	4	3	5	3	4
Count of Parents Rating 3			1	1	3	1	2	2	3	0	0	0	2
Count of Parents Rating 2			0	0	0	0	0	0	0	0	0	0	0
Count of Parents Rating 1			0	0	0	0	0	0	0	0	0	0	0

  
Head of the Department





Date:13/07/2019



Notes:

Parents expectations are are being met on curriculum

Head of the Department

Prof. DEEPU R  
Head Of Department  
Computer Science & Engg.,  
MIT, MYSORE



MAHARAJA INSTITUTE OF TECHNOLOGY MYSORE  
BELAWADI, SRIRANGAPATNA Tq, MANDYA-571477



Department of Computer Science and Engineering

2018-19 (Odd)

Date:13/07/2019

	Faculty Name	Dept	Subject Code	Q1	Q2	Q3	Q4	Q5	Q6	Q7	Q8	Q9
1	Dr Deepu R	CSE	15CS51	3	4	3	5	4	4	4	5	4
2	Dr Muruli S	CSE	17CS33	5	4	5	3	4	3	4	5	3
3	Prof Shobha B S	CSE	15CS753	4	3	3	3	5	4	5	5	5
4	Prof Hemanth S R	CSE	15CSP78	3	3	4	4	5	4	4	3	3
5	Sumathi S K	CSE	15CS72	4	5	3	3	3	4	3	4	4
6	Prof Honnaraju B	CSE	15CS562	4	4	4	4	4	4	5	5	4
7	Prof Santhosh E	CSE	17CS36	3	3	5	5	3	3	5	4	3
8	Prof Deepthi N	CSE	17CSL38	5	4	5	5	3	4	5	4	3
9	Prof Sushma Koushik	CSE	17CS33	5	3	4	4	4	4	5	5	3
10	Prof Shruthi N	CSE	15CS553	3	4	4	3	3	3	5	3	5
11	Prof Kavya Ravishankar	CSE	15CS54	4	4	4	4	5	3	4	3	3
12	Prof Bhavyashree H D	CSE	15CS71	4	4	4	5	4	4	5	3	3
13	Prof Yashaswini A R	CSE	15CSL77	3	5	4	5	3	3	3	5	5
14	Prof Srilalitha M V	CSE	15CS562	4	5	4	4	5	4	4	3	4
15	Prof Bharath kumar R	CSE	17CS34	5	3	3	3	4	4	5	4	5
16	Prof Ganesh K	CSE	15CSL58	3	3	4	5	3	5	5	4	4
17	Prof Suhas G	CSE	17CS36	5	3	5	5	4	4	5	3	4
18	Prof Ranjith K C	CSE	15CS744	4	3	5	3	5	3	4	3	5
19	Prof Prasanna G Patil	CSE	15CSL57	3	5	5	3	3	5	4	4	3
20	Prof Ananda Kumar H N	CSE	17CSL38	3	3	4	4	5	3	5	4	5
21	Prof Kruthika S M	CSE	15CS51	5	5	3	3	5	3	4	4	4
22	Prof Shrecharsha M R	CSE	15CSL77	5	4	4	5	4	3	5	3	3

  
Head of the Department




Department of Computer Science and Engineering

2018-19 (Odd)


Date:13/07/2019

	Average of Rating	4	3.8	4	4	4	3.7	4.5	3.9	3.9
Count of Faculty Rating 5		7	5	6	8	7	2	12	6	6
Count of Faculty Rating 4		7	8	11	6	8	11	8	8	7
Count of Faculty Rating 3		8	9	5	8	7	9	2	8	9
Count of Faculty Rating 2		0	0	0	0	0	0	0	0	0
Count of Faculty Rating 1		0	0	0	0	0	0	0	0	0

Faculty Feedback on Curriculum (2018-19 Odd)




Faculty Rating



Note: Most of the staff have no issues regarding the curriculum from the university

Note:

  
Prof. DEEPU R  
Head Of Department  
Computer Science & Engg.,  
Head of the Department



MAHARAJA INSTITUTE OF TECHNOLOGY MYSORE  
BELAWADI, SRIRANGAPATNA Tq, MANDYA-571477



Department of Computer Science and Engineering

2018-19 (Even)

Date:13/07/2019

	Faculty Name	Dept	Subject Code	Q1	Q2	Q3	Q4	Q5	Q6	Q7	Q8	Q9
1	Dr Deepu R	CSE	17CS46	5	4	5	5	5	5	4	5	4
2	Dr Muruli S	CSE	17CS46	5	4	4	5	5	5	4	4	5
3	Prof Shobha B S	CSE	17CS44	5	5	4	5	4	5	4	4	5
4	Prof Hemanth S R	CSE	15CSP85	4	5	4	5	5	4	5	5	4
5	Sumathi S K	CSE	15CS81	5	4	4	5	4	4	5	4	5
6	Prof Honnaraju B	CSE	15CSL68	5	4	5	4	5	5	5	4	5
7	Prof Santhosh E	CSE	17CS42	4	4	4	4	5	4	5	4	4
8	Prof Deepti N	CSE	17CSL47	4	5	5	5	4	4	4	4	4
9	Prof Sushma Koushik	CSE	17CSL47	5	4	5	5	4	4	4	5	4
10	Prof Shruthi N	CSE	15CS82	4	4	4	4	5	4	5	5	5
11	Prof Kavya Ravishankar	CSE	15CS834	4	5	4	4	5	5	4	4	4
12	Prof Archan M N	CSE	15CS651	4	5	4	5	4	4	4	4	4
13	Prof Yashaswini A R	CSE	17CSL47	4	4	5	5	4	4	4	4	5
14	Prof Srilalitha M V	CSE	17CS44	4	5	5	5	4	5	5	4	5
15	Prof Bharath kumar R	CSE	17CSL48	5	5	4	4	4	4	5	5	4
16	Prof Ganesh K	CSE	17CS43	5	5	4	5	5	5	5	5	5
17	Prof Suhas G	CSE	15CS834	4	5	4	4	5	5	5	5	4
18	Prof Ranjith K C	CSE	17CSL47	5	5	5	4	4	5	4	5	5
19	Prof Prasanna G Patil	CSE	15CS86	4	4	5	4	4	5	4	4	4
20	Prof Ananda Kumar H N	CSE	15CS664	5	5	5	5	5	5	4	4	4
21	Prof Kruthika S M	CSE	15CS62	4	4	5	5	5	5	5	4	4
22	Prof Shreeharsha M R	CSE	15CSL67	5	5	4	5	5	4	5	4	4

Head of the Department



MAHARAJA INSTITUTE OF TECHNOLOGY MYSORE  
BELAWADI, SRIRANGAPATNA Tq, MANDYA-571477



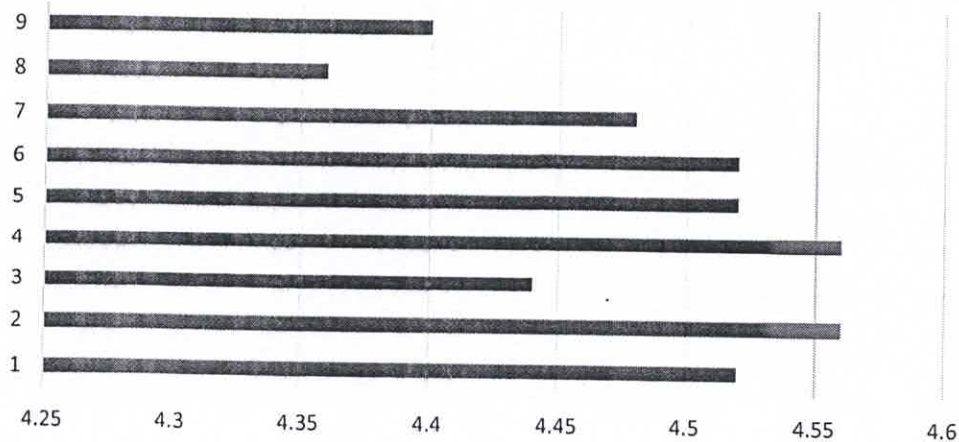
Department of Computer Science and Engineering

2018-19 (Even)

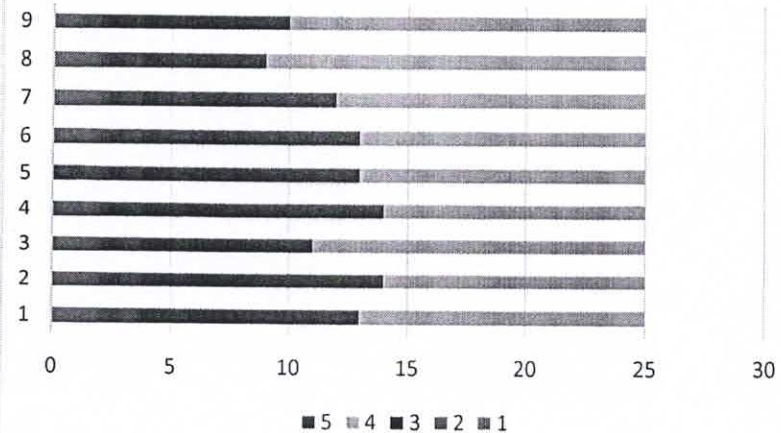
Date:13/07/2019

23	Prof Arabhi Putty	CSE	17CSL48	4	4	4	4	4	4	4	4	5
24	Prof Sumaiya Siddique	CSE	15CS82	5	5	4	4	5	4	5	4	4
25	Prof Kavya Priya M L	CSE	15CS61	5	5	5	4	4	5	4	5	4
<b>Average of Rating</b>				4.5	4.6	4.4	4.6	4.5	4.5	4.5	4.4	4.4
Count of Faculty Rating 5				13	14	11	14	13	13	12	9	10
Count of Faculty Rating 4				12	11	14	11	12	12	13	16	15
Count of Faculty Rating 3				0	0	0	0	0	0	0	0	0
Count of Faculty Rating 2				0	0	0	0	0	0	0	0	0
Count of Faculty Rating 1				0	0	0	0	0	0	0	0	0


Faculty Feedback on Curriculum 2018-19 Even



Faculty Rating



Note: Most of the staff have no issues regarding the curriculum from the university

  
Head of the Department  
Prof. DEEPU R  
Head Of Department  
Computer Science & Engg.,  
MIT, MYSORE



# MAHARAJA INSTITUTE OF TECHNOLOGY MYSORE

Behind Belawadi, KR Mills, Srirangapatna(T), Mandya-571477



## DEPARTMENT OF COMPUTER SCIENCE AND ENGINEERING

Date: 15/07/2019

From

Dr. Deepu R,  
Professor and Head of Department,  
Department of Computer Science and Engineering,  
MIT Mysore.

To

The Principal,  
MIT Mysore.


Respected Sir,

**Sub: Submission of proposals based on the feedback received for academic year 2018-2019**

With reference to the circular MIT/Principal/2018/1401 dated 12/09/2018 the department has conducted exhaustive feedback analysis and the attachments are the extract of the works done. We collected feedback from our students on infrastructure, their requirements and other improvements that they expect in us. I hereby forward the same along with the analysis report for your kind consideration.

Thanking you

Yours Sincerely



Dr. Deepu R  
HoD, CSE

**DEEPU R**  
**HEAD OF THE DEPARTMENT**  
Department of Computer Science and Engineering  
Maharaja Institute of Technology Mysore



### FEEDBACK REPORT(Alumni, Parent Faculty, and Student)

The institute aims to offer the best possible environment and learning experience to encourage students to perform to their full potential for academic achievement.

Students, teachers, parents and alumni play an important role in the evaluation, development and enhancement of the quality of this learning experience. Feedback from students, teachers, parents and alumni helps the college to evaluate how its service policies and make changes as per stakeholders requirements.

The Feedback Process has put an emphasis on the need for involvement of students in the quality assurance of higher education. Student involvement requires that students should act as a collaborators in, rather than merely passive receivers of, teaching and learning process.

All the stakeholders' feedback data was collected and analyzed as per the following tables from the academic year 2018-19

### STUDENTS/ALUMNI FEEDBACK

#### FORM A: FEEDBACK ON QUALITY OF PROGRAM BY STUDENTS/ALUMNI

S/L	Parameters	A	B	C	D
1.	Depth of the course content including project work if any				
2.	Extent of coverage of courses				
3.	Employment orientation in the curriculum				
4.	Topics for competitive examinations included in the syllabus				
5.	Applicability/relevance to real life situation				
6.	Learning values (in terms of knowledge, concepts, manual skills, analytical abilities and broadening perspectives)				

7.	Research orientation obtained during the program				
8.	Clarity and relevance of textual reading material				
9.	Internal evaluation methods				
10.	Institutional efforts to orient on its vision and mission				
11.	Overall rating				
<b>4: Very good , 3: Good, 2: Satisfactory, 1: Unsatisfactory</b>					

The responses received from the respondents are presented in table for the year 2018-19

	Q1	Q2	Q3	Q4	Q5	Q6	Q7	Q8	Q9	Q10	Q11
<b>Average of Rating</b>	3.78	3.36	3.61	3.92	3.31	3.27	2.95	4.00	4.00	4.00	4.00
% of Students Rating 4	61	49	47	71	24	47	30	77	77	77	77
% of Students Rating 3	15	7	30	6	53	4	13	0	0	0	0
% of Students Rating 2	1	21	0	0	0	26	34	0	0	0	0
% of Students Rating 1	0	0	0	0	0	0	0	0	0	0	0

**Report:**

The average performance was found ranging from excellent to good in terms of score. But Research orientation obtained during the program was noticed unsatisfactory. Scope for improvement in terms of score was noticed in few Parameters as the score can be improved for very good grade.



## STUDENTS/ALUMNI FEEDBACK

### FORM B: INSTITUTIONAL EVALUATION BY STUDENTS/ALUMNI

S/L	Parameters	A	B	C	D
1.	Library Facilities				
2.	Computer/Internet/ICT Facilities				
3.	Career Guidance and Placement Activities				
4.	Co-curricular and Extra-curricular activities				
5.	Office and Administration				
6.	Reprographic Facility				
7.	Canteen				
8.	Basic Amenities				
9.	Sports facility				
10.	Cleanliness of campus				
11.	Overall opinion about the college				
4: Very good , 3: Good, 2: Satisfactory, 1: Unsatisfactory					

The responses received from the respondents are presented in table for the year 2017-18

	Q1	Q2	Q3	Q4	Q5	Q6	Q7	Q8	Q9	Q10	Q11
Average of Rating	3.78	3.36	3.61	3.92	3.31	3.27	2.95	4.00	4.00	4.00	4.00
% of Students Rating 4	61	49	47	71	24	47	30	77	77	77	77
% of Students Rating 3	15	7	30	6	53	4	13	0	0	0	0
% of Students Rating 2	1	21	0	0	0	26	34	0	0	0	0
% of Students Rating 1	0	0	0	0	0	0	0	0	0	0	0

#### Report:

The average performance was found ranging from excellent to good in terms of score. But Canteen facilities were noticed unsatisfactory. Scope for improvement in terms of score was noticed in few parameters as the score can be improved for excellent grade.

## EMPLOYER FEEDBACK

### FORM C: PROGRAMME EVALUATION BY THE EMPLOYER

S/L	Parameters	5	4	3	2	1
1	Subject knowledge of the graduate working in your organization.					
2	Competency level					
3	Adequacy of skill					
4	Job Fit					
5	Adequacy of curriculum					
6	Target Orientation					
7	Quest for new learning					
8	Ability to relate theory to practice					
9	Group Dynamics					
10	Communication and Attitude					
11	Overall rating					
<b>5: Excellent, 4: Very good, 3: Good, 2: Satisfactory, 1: Unsatisfactory</b>						

The responses received from the respondents are presented in table for the year 2017-18

	Q1	Q2	Q3	Q4	Q5	Q6	Q7	Q8	Q9	Q10	Q11
Average of Rating	4.15	4.00	3.92	4.23	4.00	4.00	4.15	3.62	4.08	3.92	3.92
% of EMPLOYER Rating 5	9	7	4	6	5	9	5	4	2	8	10
% of EMPLOYER Rating 4	1	3	5	2	4	2	3	7	5	3	2
% of EMPLOYER Rating 3	0	0	0	0	0	0	0	0	0	0	0
% of EMPLOYER Rating 2	0	0	0	0	0	0	0	0	0	0	0

#### Report:

The average performance was found good in terms of score. Subject knowledge of the graduate working the organization and Quest for new learning was noticed satisfactory. But adequacy of skill, adequacy of curriculum and Ability to relate theory to practice noticed unsatisfactory. Adequacy of skill and Communication and Attitude were noticed as average. Scope for improvement in terms of score was noticed in few Parameters as the score can be improved for excellent grade.

## PARENTS FEEDBACK

We have designed general feedback form for the parents which include few parameters about the curriculum designed by university. The feedback from parents is given in the following tables. We collected feedback from parents through Parents-Teacher Meet

### FORM D: PARENTS FEEDBACK FORM ON CURRICULUM

You may rate your responses as 5- Excellent, 4- Very Good, 3 – Good, 2- Average, 1- Poor

S/L	Question	5	4	3	2	1	If Average or poor the changes suggested
1.	How do you rate the availability of the text and reference books in the market?						
2.	How do you rate the treatment of the students by the faculty irrespective of the background of the student (Gender, cast, community, creed etc.) in teaching and evaluation?						
3.	How do you rate the ambience of the college for effective delivery of the academic process?						
4.	How do rate the courses in terms of their relevance to the latest and/or future technologies?						
5.	How do you rate the programs based on the comfort of your son/daughter in coping with the workload?						
6.	How do you rate the quality of the teaching in the Institution?						
7.	How do you rate the outcomes that your son/daughter has achieved from the courses?						
8.	How do you rate the transparency of the evaluation system in the college?						
9.	How do you rate the college activities that help your son/daughter in getting jobs and placements?						
10.	How do you rate the transformation of your son/daughter after the completion of the course?						
11.	How do you rate the scholarship/ concessions given to your son/daughter by the college						

The responses received from the respondents are presented in table for the year 2018-19

	Q1	Q2	Q3	Q4	Q5	Q6	Q7	Q8	Q9	Q10	Q11
<b>Average of Rating</b>	4.39	4.41	4.32	4.05	4.22	4.31	4.29	3.95	4.14	4.18	3.89
% of PARENTS Rating 5	21	19	18	13	16	15	18	8	16	17	14
% of PARENTS Rating 4	12	14	14	15	15	17	14	21	14	15	8
% of PARENTS Rating 3	4	4	6	7	5	4	5	8	4	3	13
% of PARENTS Rating 2	1	0	0	2	0	0	1	1	2	2	1

**Report:** The average performance was found ranging from very good to excellent in terms of score. The availability of the text and reference books in the market was noticed satisfactory. The average performance was found good in terms of score. Scholarship/ concessions given to the students given by the college were noticed unsatisfactory.

## FACULTY FEEDBACK

### FORM E: FEEDBACK ON CURRICULUM BY FACULTY

You may rate your responses as 5- Excellent, 4- Very Good, 3 – Good, 2- Average, 1- Poor

S/L	Question	5	4	3	2	1	If Average or poor the changes suggested
1.	How do you rate the program offered in terms of the load of the courses?						
2.	How do you rate the availability of the text and reference books in the market?						
3.	How do you rate the quality and relevance of the courses included into the curriculum?						
4.	How do you rate the academic facility of the College for effective delivery of the academic process?						
5.	How do rate the courses in terms of their relevance to the latest and/or the future technologies?						
6.	How do you rate the program based on the comfort of your student in coping with the workload?						
7.	How do you rate the outcomes that your student has achieved from the courses?						
8.	How do you rate the college activities that help your students in getting jobs and placements?						
9.	How do you rate the transformation of your students after the completion of the course?						

The responses received from the respondents are presented in table for the year 2017-18

	Q1	Q2	Q3	Q4	Q5	Q6	Q7	Q8	Q9
<b>Average of Rating</b>	4.26	4.22	4.22	4.29	4.12	3.95	3.67	3.69	3.81
% of Faculty Rating 5	48	57	52	66	39	29	18	11	17
% of Faculty Rating 4	66	48	53	37	67	65	53	70	72
% of Faculty Rating 3	15	20	24	24	23	35	55	45	37
% of Faculty Rating 2	0	4	0	2	0	0	2	3	2
% of Faculty Rating 1	0	0	0	0	0	0	0	0	0

#### Report:

Majority of the teachers have rated the program offered in terms of the load of the courses as good. Most of the teachers rated that the outcomes that your student has achieved from the courses were unsatisfactory.

## PROPOSAL BASED ON THE FEEDBACK ANALYSIS

The student's are advised to take part in feedback process fearlessly to find out the shortcomings of department and also for every individual teacher in the department and from the analysis following points are listed.

1. In response to the applicability/relevance of the program to real life situation students were taken to various industrial visits.
2. Students requested for the infrastructure facelift, painting the walls of the entire college.
3. Requested for more canteen space, and improvement in quality of food in the canteen.
4. Mini project are interfused to make student involve new thinking.
5. Requested for more canteen space, and improvement in quality of food in the canteen
6. Proper lift maintenance

  
**Dr. C. Ramakrishnegowda**  
Professor and Head  
Department of Civil Engineering  
Maharaja Institute of Technology Mysore  
Sriranga Pattana Tq., Mandya-571477



**MAHARAJA INSTITUTE OF TECHNOLOGY MYSORE**

Belavadi, S.R. Patna Taluk, Mandya - 571438

**Department of Electronics and Communication Engineering**



Submitted

MITM/ECE/2018-19/197A

From,

Dr. Mahesh Rao  
Professor & Head of the department,  
Electronics & Communication Engineering,  
MIT Mysore

To,

The Principal,  
MIT Mysore

Respected Sir,

**Subject: Submission of the Feedback Report**

With reference to the circular # MITM/Principal/2018/101 dated 12/09/2018, the department has taken exhaustive feedback from Students, Parents, Employers, Alumni and Faculty. The attachments are the extract of the feedback data and the analysis works done on the same. Based on the observations made in the department, a summary report is enclosed at the end of the letter that may be considered to be taken up in the upcoming academic year based on your priority.

Looking forward to working with you on any of the feedback points for the betterment of the students and the institution.

Thanking you.

Warm Regards,



**FEEDBACK REPORT(Alumni, Parent Faculty, and Student)**

The Department of Electronics and Communication at Maharaja Institute of Technology Mysore aims to offer the best possible environment and learning experience to encourage our students to perform to their full potential for academic achievement.

Students, teachers, parents and alumni play an important role in the evaluation, development and enhancement of the quality of this learning experience. Feedback from students, teachers, parents and alumni helps the department to evaluate how its services, policies, etc meet their expectations and further helps to make appropriate changes as per stakeholders requirements.

The Feedback Process has put an emphasis on the need for involvement of students in the quality assurance of higher education. Student involvement requires that students should act as collaborators in, rather than merely passive receivers of, teaching and learning process.

All the stakeholders' feedback data was collected and analyzed as per the following tables from the academic year 2018-19

**STUDENTS/ALUMNI FEEDBACK**

**FORM A: FEEDBACK ON QUALITY OF PROGRAM BY STUDENTS/ALUMNI**

S/L	Parameters	A	B	C	D
1.	Depth of the course content including project work if any				
2.	Extent of coverage of courses				
3.	Employment orientation in the curriculum				
4.	Topics for competitive examinations included in the syllabus				
5.	Applicability/relevance to real life situation				
6.	Learning values (in terms of knowledge, concepts, manual skills, analytical abilities and broadening perspectives)				



**Department of Electronics and Communication Engineering**

7.	Research orientation obtained during the program				
8.	Clarity and relevance of textual reading material				
9.	Internal evaluation methods				
10.	Institutional efforts to orient on its vision and mission				
11.	Overall rating				
<b>5: Very good , 4: Good, 3: Satisfactory, 2: Unsatisfactory</b>					

The responses received from the respondents are presented in table for the year 2018-19

2018-19	Q1	Q2	Q3	Q4	Q5	Q6	Q7	Q8	Q9	Q10	Q11
% of Students Rating 5	76.92	48.08	46.15	37.50	60.58	43.27	53.85	40.38	75.96	59.62	46.15
% of Students Rating 4	21.15	48.08	47.12	44.23	36.54	50.00	35.58	53.85	19.23	38.46	49.04
% of Students Rating 3	0.96	2.88	4.81	17.31	1.92	2.88	9.62	4.81	3.85	0.96	3.85
% of Students Rating 4	0.00	0.00	0.96	0.00	0.00	2.88	0.00	0.00	0.00	0.00	0.00

**Feedback observations & Analysis:**

The following observations were made. Students in general are OK with the curriculum offered, however, they do indicate that there is no focus to help them with the competitive examinations as indicated by Q4 response, they also feel that there is not sufficient focus on research (Q7). Learning imparted in terms of Job requirements (Q3, Q6) needs further focus. Majority of response is between Good and Very good.





**STUDENTS/ALUMNI FEEDBACK**

**FORM B: DEPARTMENT EVALUATION BY STUDENTS/ALUMNI**

S/L	Parameters	A	B	C	D
1.	Library Facilities				
2.	Computer/Internet/ICT Facilities				
3.	Career Guidance and Placement Activities				
4.	Co-curricular and Extra-curricular activities				
5.	Office and Administration				
6.	Reprographic Facility				
7.	Canteen				
8.	Basic Amenities				
9.	Sports facility				
10.	Cleanliness of campus				
11.	Overall opinion about the college				

**5: Very good , 4: Good, 3: Satisfactory, 2: Unsatisfactory**

The responses received from the respondents are presented in table for the year 2018-19

2018-19	Q1	Q2	Q3	Q4	Q5	Q6	Q7	Q8	Q9	Q10	Q11
<b>Average of Rating</b>	4.66	4.19	4.19	4.15	4.36	4.23	3.77	4.19	4.13	4.23	4.36
% of Students Rating 5	65.96	29.79	34.04	34.04	40.43	44.68	34.04	38.30	44.68	36.17	38.30
% of Students Rating 4	34.04	59.57	51.06	46.81	55.32	34.04	27.66	44.68	29.79	51.06	59.57
% of Students Rating 3	0.00	0.00	0.00	0.00	0.00	0.00	9.00	1.00	3.00	0.00	0.00
% of Students Rating 2	0.00	0.00	0.00	0.00	0.00	0.00	0.00	0.00	0.00	0.00	0.00

**Feedback observations & Analysis:**

Except for college Canteen, other response seems to be Good to Very good category. Canteen facility needs to be addressed properly as there are responses of Unsatisfactory (Q7). HOD has conveyed this information to the Secretarial Committee and Principal.



# MAHARAJA INSTITUTE OF TECHNOLOGY MYSORE

Belavadi, S.R. Patna Taluk, Mandya - 571438



## Department of Electronics and Communication Engineering

### EMPLOYER FEEDBACK

#### FORM C: PROGRAMME EVALUATION BY THE EMPLOYER

S/L	Parameters	A	B	C	D
1	Subject knowledge of the graduate working in your organization.				
2	Competency level				
3	Adequacy of skill				
4	Job Fit				
5	Adequacy of curriculum				
6	Target Orientation				
7	Quest for new learning				
8	Ability to relate theory to practice				
9	Group Dynamics				
10	Communication and Attitude				
11	Overall rating				

**5: Very good , 4: Good, 3: Satisfactory, 2: Unsatisfactory**

The responses received from the respondents are presented in table for the year 2018-19

	Q1	Q2	Q3	Q4	Q5	Q6	Q7	Q8	Q9	Q10	Q11
<b>Average of Rating</b>	4.75	4.25	4.5	4.5	4.5	4	4.75	3.75	3.75	4.75	4.5
% of Employer Rating 5	75	25	50	75	75	0	75	0	0	75	50
% of Employer Rating 4	25	75	50	0	0	100	25	75	75	25	50
% of Employer Rating 3	0	0	0	25	25	0	0	25	25	0	0
% of Employer Rating 2	0	0	0	0	0	0	0	0	0	0	0

#### Feedback observations & Analysis:

Employers of our students feel that overall we have done a great job, except for the competency level to the job fit where we need to improve. However, as the E&C students can be in various kinds of industry, difficult to understand the competency level requirements in general, we the department will try to understand that better to ensure our students do well in their chosen field of employment.



PARENTS FEEDBACK

We have designed general feedback form for the parents which include few parameters about the curriculum designed by university. The feedback from parents is given in the following tables. We collected feedback from parents during the Parents-Teacher Meet

FORM D: PARENTS FEEDBACK FORM ON CURRICULUM

You may rate your responses as 5- Excellent, 4- Very Good, 3 – Good, 2- Average, 1- Poor

S/L	Question	5	4	3	2	1	If Average or poor the changes suggested
1.	How do you rate the availability of the text and reference books in the market?						
2.	How do you rate the treatment of the students by the faculty irrespective of the background of the student (Gender, cast, community, creed etc.) in teaching and evaluation?						
3.	How do you rate the ambience of the college for effective delivery of the academic process?						
4.	How do rate the courses in terms of their relevance to the latest and/or future technologies?						
5.	How do you rate the programs based on the comfort of your son/daughter in coping with the workload?						
6.	How do you rate the quality of the teaching in the Institution?						
7.	How do you rate the outcomes that your son/daughter has achieved from the courses?						
8.	How do you rate the transparency of the evaluation system in the college?						
9.	How do you rate the college activities that help your son/daughter in getting jobs and placements?						
10.	How do you rate the transformation of your son/daughter after the completion of the course?						
11.	How do you rate the scholarship/ concessions given to your son/daughter by the college						



# MAHARAJA INSTITUTE OF TECHNOLOGY MYSORE

Belavadi, S.R. Patna Taluk, Mandya - 571438



## Department of Electronics and Communication Engineering

The responses received from the respondents are presented in table for the year 2018-19

2018-19	Q1	Q2	Q3	Q4	Q5	Q6	Q7	Q8	Q9	Q10	Q11
<b>Average of Rating</b>	4.71	4.57	4.29	4.43	4.43	4.43	4.14	4.71	4.29	4.14	4.00
% of PARENTS Rating 5	71.43	71.43	28.57	71.43	42.86	57.14	42.86	85.71	42.86	42.86	57.14
% of PARENTS Rating 4	28.57	14.29	71.43	14.29	57.14	28.57	42.86	0.00	42.86	42.86	28.57
% of PARENTS Rating 3	0.00	14.29	0.00	0.00	0.00	14.29	0.00	14.29	14.29	0.00	14.29
% of PARENTS Rating 2	0.00	0.00	0.00	14.29	0.00	0.00	14.29	0.00	0.00	14.29	0.00

### Feedback observations & Analysis:

From the above table more parents strongly agreed that the curriculum was well designed and proper focus is given on the infrastructure, library and academic discipline. The overall feedback from the parents shows that parents were well satisfied with the facilities and efforts taken by the Department. Some parents were of the opinion that we need to offer better electives to cope up with the latest technologies. Department plans to provide more choices on latest technology based electives as offered by the VTU.



**FACULTY FEEDBACK**

**FORM E: FEEDBACK ON CURRICULUM BY FACULTY**

You may rate your responses as 5- Excellent, 4- Very Good, 3 – Good, 2- Average, 1- Poor

S/L	Question	5	4	3	2	1	If Average or poor the changes suggested
1.	How do you rate the program offered in terms of the load of the courses?						
2.	How do you rate the availability of the text and reference books in the market?						
3.	How do you rate the quality and relevance of the courses included into the curriculum?						
4.	How do you rate the academic facility of the College for effective delivery of the academic process?						
5.	How do rate the courses in terms of their relevance to the latest and/or the future technologies?						
6.	How do you rate the program based on the comfort of your student in coping with the workload?						
7.	How do you rate the outcomes that your student has achieved from the courses?						
8.	How do you rate the college activities that help your students in getting jobs and placements?						
9.	How do you rate the transformation of your students after the completion of the course?						

The responses received from the respondents are presented in table for the year 2018-19

2018-19	Q1	Q2	Q3	Q4	Q5	Q6	Q7	Q8	Q9
<b>Average Of Rating</b>	4.74	4.61	4.58	4.50	4.37	4.29	4.29	4.24	4.32
% of FACULTY Rating 5	73.68	60.53	57.89	57.89	42.11	39.47	36.84	42.11	44.74
% of FACULTY Rating 4	23.68	36.84	39.47	31.58	52.63	50.00	52.63	36.84	42.11
% of FACULTY Rating 3	0.00	0.00	0.00	5.26	2.63	7.89	5.26	15.79	7.89
% of FACULTY Rating 2	0.00	0.00	0.00	0.00	0.00	0.00	0.00	0.00	0.00
% of FACULTY Rating 1	0.00	0.00	0.00	0.00	0.00	0.00	0.00	0.00	0.00

**Feedback observations & Analysis:** Majority of the teachers had opinion that curriculum was appropriate and explained clearly. Most of the teachers had strongly agreed for syllabus content, they were happy with the facility provided in library and infrastructure. Innovative methods of teaching needs to be incorporated to keep the students attention in the class room and to help in the learning process, that was reflected in the response.



**REPORT OF THE FEEDBACK ANALYSIS**

The students are advised and encouraged to take part in feedback process fearlessly/ anonymously to find out the shortcomings of department and also with the individual teacher to check if there is any scope for updating with classical teaching modules.

To Emphasis on conduction of Workshop, Seminars, Quiz competition and research programs to stimulate an appreciation of basic science and research skill.

1. **In response to complete the syllabus in time:** The teachers are able to complete the syllabus in time. Keeping in mind the time frame-work of the syllabus, the teachers accordingly plan for the classes to complete the entire syllabus on time. Teachers do take extra classes as appropriate and provide encouragement to the students to attend the same.
2. **In response to the availability of prescribed books/reading materials in the library:** The library is well furnished with required reading material/books. The reading material and books have already been updated at the beginning of the semester through the requisition process.
3. **In response to internet facility, working lab equipments and cooperative staff:** The computer system with internet facility and Wi-Fi system are available in the department. An extra lab for the VLSI was established this year and students are happy with that development.
4. **Placements:** Data needs to be in the proper format, good placements are happening.
5. Department request to give one extra class room as there are 3 sections in the Third year classes next year, and also more computers with UPS facility for faculties in their staff room.
6. Students request for sports ground, since we are not having proper ground facility.
7. Student request separate bus root for Bannur and malavalli.
8. Mini project needs to be conducted at the 2<sup>nd</sup> and 3<sup>rd</sup> year level, department has identified the faculty to conduct the same with a competition in mind.
9. Since many of the students and staff are coming from different places, every day they are relying on the canteen for their breakfast, lunch and found they are unsatisfactory so behalf of department requesting to change the management of the canteen.



### Feedback Report(Alumni, Parent Faculty, and Student)

The institute aims to offer the best possible environment and learning experience to encourage students to perform to their full potential for academic achievement.

Students, teachers, parents and alumni play an important role in the evaluation, development and enhancement of the quality of this learning experience. Feedback from students, teachers, parents and alumni helps the college to evaluate how its service policies and make changes as per stakeholders requirements.

The Feedback Process has put an emphasis on the need for involvement of students in the quality assurance of higher education. Student involvement requires that students should act as a collaborators in, rather than merely passive receivers of, teaching and learning process.

All the stakeholders' feedback data was collected and analyzed as per the following tables from the academic year 2018-19

### STUDENTS/ALUMNI FEEDBACK

#### FORM A: FEEDBACK ON QUALITY OF PROGRAM BY STUDENTS/ALUMNI

S/L	Parameters	A	B	C	D
1.	Depth of the course content including project work if any				
2.	Extent of coverage of courses				
3.	Employment orientation in the curriculum				
4.	Topics for competitive examinations included in the syllabus				
5.	Applicability/relevance to real life situation				

6.	Learning values (in terms of knowledge, concepts, manual skills, analytical abilities and broadening perspectives)				
7.	Research orientation obtained during the program				
8.	Clarity and relevance of textual reading material				
9.	Internal evaluation methods				
10.	Institutional efforts to orient on its vision and mission				
11.	Overall rating				
<b>4: Very good , 3: Good, 2: Satisfactory, 1: Unsatisfactory</b>					

The responses received from the respondents are presented in table for the year 2018-19

2018-19	Q1	Q2	Q3	Q4	Q5	Q6	Q7	Q8	Q9	Q1	Q11
% of Students Rating 4	68.24	55.29	51.76	58.82	65.88	57.65	67.06	58.82	67.06	63.53	67.06
% of Students Rating 3	30.59	41.18	42.35	38.82	23.53	38.82	23.53	36.47	24.71	28.24	30.59
% of Students Rating 2	0.00	3.53	3.53	2.35	8.24	3.53	7.06	3.53	7.06	5.88	2.35
% of Students Rating 1	1.18	0.00	2.35	0.00	2.35	0.00	2.35	0.00	1.18	2.35	0.00

**Report:**

The good performance was found ranging from good to excellent in terms of score. But Applicability/relevance to real life situation it was noticed average. Scope for improvement in terms of score was noticed in few Parameters as the score can be improved for excellent grade.



## STUDENTS/ALUMNI FEEDBACK

### FORM B: INSTITUTIONAL EVALUATION BY STUDENTS/ALUMNI

S/L	Parameters	A	B	C	D
1.	Library Facilities				
2.	Computer/Internet/ICT Facilities				
3.	Career Guidance and Placement Activities				
4.	Co-curricular and Extra-curricular activities				
5.	Office and Administration				
6.	Reprographic Facility				
7.	Canteen				
8.	Basic Amenities				
9.	Sports facility				
10.	Cleanliness of campus				
11.	Overall opinion about the college				
<b>4: Very good , 3: Good, 2: Satisfactory, 1: Unsatisfactory</b>					

The responses received from the respondents are presented in table for the year 2018-19

2018-19	Q1	Q2	Q3	Q4	Q5	Q6	Q7	Q8	Q9	Q10	Q11
<b>Average of Rating</b>	60	50.59	62.35	49.41	60	54.12	55.29	58.82	51.76	67.06	60
% of Students Rating 4	29.41	34.12	29.41	37.65	31.76	34.12	28.24	34.12	29.41	21.18	35.29
% of Students Rating 3	9.41	9.41	5.88	8.24	7.06	10.59	12.94	7.06	7.06	8.24	3.53
% of Students Rating 2	1.18	5.88	2.35	4.71	1.18	1.18	3.53	0.00	11.76	3.53	1.18
% of Students Rating 1	60	50.59	62.35	49.41	60	54.12	55.29	58.82	51.76	67.06	60

#### Report:

The average performance was found ranging from good to excellent in terms of score. But Canteen it as noticed unsatisfactory. Scope for improvement in terms of score was noticed in few Parameters as the score can be improved for excellent grade

## EMPLOYER FEEDBACK

### FORM C: PROGRAMME EVALUATION BY THE EMPLOYER

S/L	Parameters	A	B	C	D
1	Subject knowledge of the graduate working in your organization.				
2	Competency level				
3	Adequacy of skill				
4	Job Fit				
5	Adequacy of curriculum				
6	Target Orientation				
7	Quest for new learning				
8	Ability to relate theory to practice				
9	Group Dynamics				
10	Communication and Attitude				
11	Overall rating				
<b>4: Very good , 3: Good, 2: Satisfactory, 1: Unsatisfactory</b>					

The responses received from the respondents are presented in table for the year 2018-19

2018-19	Q1	Q2	Q3	Q4	Q5	Q6	Q7	Q8	Q9	Q10	Q11
<b>Average of Rating</b>	3.5	3.15	3.34	3.18	3.23	3.2	2.76	3.1	3.213	3.184	3.31
% of EMPLOYER Rating 4	47	32	38	30	37	33	31	29	37	30	36
% of EMPLOYER Rating 3	24	28	26	35	24	29	14	31	23	33	30
% of EMPLOYER Rating 2	5	12	12	6	11	12	11	13	11	10	8
% of EMPLOYER Rating 1	0	4	0	5	4	2	19	3	5	3	2

#### Report:

The average performance was found ranging from good to excellent in terms of score. But Quest for new learning it was noticed unsatisfactory . Scope for improvement in terms of score was noticed in few Parameters as the score can be improved for excellent grade

## PARENTS FEEDBACK

We have designed general feedback form for the parents which include Few parameters about the curriculum designed by university. The feedback from parents is given in the following tables. We collected feedback from parents through Parents-Teacher Meet

### FORM D: PARENTS FEEDBACK FORM ON CURRICULUM

You may rate your responses as 5- Excellent, 4- Very Good, 3 – Good, 2- Average, 1- Poor

S/L	Question	5	4	3	2	1	If Average or poor the changes suggested
1.	How do you rate the availability of the text and reference books in the market?						
2.	How do you rate the treatment of the students by the faculty irrespective of the background of the student (Gender, cast, community, creed etc.) in teaching and evaluation?						
3.	How do you rate the ambience of the college for effective delivery of the academic process?						
4.	How do rate the courses in terms of their relevance to the latest and/or future technologies?						
5.	How do you rate the programs based on the comfort of your son/daughter in coping with the workload?						
6.	How do you rate the quality of the teaching in the Institution?						
7.	How do you rate the outcomes that your son/daughter has achieved from the courses?						
8.	How do you rate the transparency of the evaluation system in the college?						
9.	How do you rate the college activities that help your son/daughter in getting jobs and placements?						
10.	How do you rate the transformation of your son/daughter after the completion of the course?						
11.	How do you rate the scholarship/ concessions given to your son/daughter by the college						

The responses received from the respondents are presented in table for the year 2018-19

2018-19	Q1	Q2	Q3	Q4	Q5	Q6	Q7	Q8	Q9	Q1	Q11
<b>Average of Rating</b>											
% of PARENTS Rating 5	35	0	0	32.5	32.5	35	0	32.5	35	32.5	35
% of PARENTS Rating 4	32.5	67.5	65	32.5	35	32.5	100	0	65	32.5	32.5
% of PARENTS Rating 3	31.71	31.71	34.15	34.15	31.71	31.71	0.00	65.85	0.00	34.15	31.71

% of PARENTS Rating 2	0	0	0	0	0	0	0	0	0	0	0
% of PARENTS Rating 1	0	0	0	0	0	0	0	0	0	0	0

**Report:** From the above table more parents strongly agreed that the curriculum of the department was well designed and proper focus is given on the infrastructure, library and academic discipline. The overall feedback from the parents shows that parents were well satisfied with the facilities and efforts taken by the institute.



% Of Faculty Rating 1	0	0	0	0	0	0	0	0	0
-----------------------	---	---	---	---	---	---	---	---	---

**Report:**

More of teacher had opinion that curriculum was appropriate and explained clearly. Most of the teachers had strongly agreed for syllabus content, They were happy with the facility provided in library and infrastructure

Head of department Report

**ACTION TAKEN REPORT**


1. The student's are advised to take part in feedback process fearlessly to find out the shortcomings of department and the individual teacher
2. Request to make cabins for all staff rooms
3. Provide UPS points for staff rooms
4. Instruct to build amphi theater in quadrangle
5. Request to journal access through library
6. Increase canteen space , saprate canteen space for staff
7. Request to go for painting
8. Proper lift maintenance
9. Parking space shelter and flooring
10. New building for library

## PROPOSAL BASED ON THE FEEDBACK ANALYSIS

The students are advised to take part in feedback process fearlessly to find out the shortcomings of department and also with the individual teacher to check if there is any scope for updating with classical teaching modules.

To Emphasis conduction of Workshop, Seminars, Quiz competition and research programs to stimulate an appreciation of basic science and research skill.

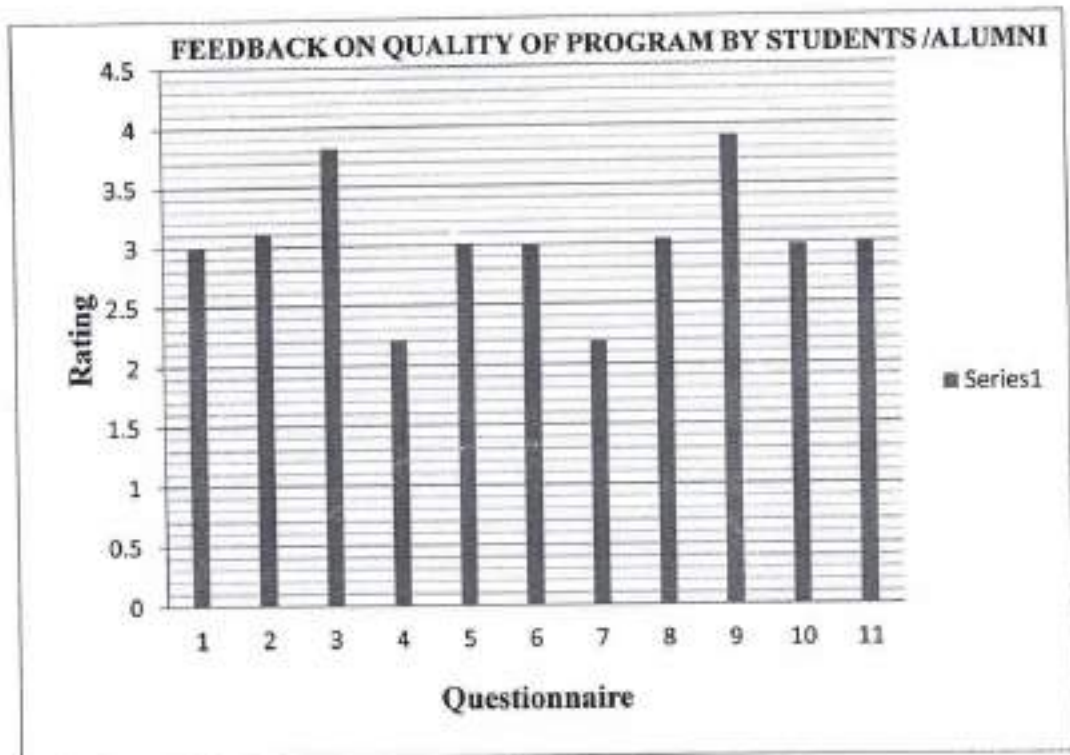
1. **In response to complete the syllabus in time:** The teachers are able to complete the syllabus in time. Keeping in mind the time frame-work of the syllabus, the teachers accordingly plan for the classes to complete the entire syllabus in time
2. **In response to the availability of prescribed books/reading materials in the library:** The library is well furnish with required reading material/books. The reading material and books have already been updated
3. **In response to internet facility, working lab equipments and cooperative staff:** The computer system with internet facility and Wi-Fi system are available in the department.
4. Department request to give one extra class room with in main building, since we are using basic science class room.
5. Students request for sports ground, since we are not having proper ground facility.
6. Student request separate bus root for Bannur and malavalli.
7. Mini project are interfused to make student involve new thinking.
8. Many faculties are coming by cars, though we have parking facility, we do require more area. So, faculties are requesting for a separate car packing in the campus.
9. Request to provide ATM facility in the college campus
10. Since many of the students and staff are coming from different places, every day they are relying on the canteen for their breakfast, lunch and found they are unsatisfactory so behalf of department requesting to change the management of the canteen

  
Dr. Sharath Kumar. Y. H  
Professor & Head  
Department of Information  
Science & Engineering  
MIT Mysore



Date: 12/07/19

**FORM A: FEEDBACK ON QUALITY OF PROGRAM BY STUDENTS /ALUMNI  
FOR THE ACADEMIC YEAR 2018-19**



**Recommendations**

- Topics for competitive exams may be improved by various tutorial classes for students from first year to final year through training and placement.
- Research orientation during program may be enhanced by executing mini projects, internships for pre final year students.

*Dr. Mohamed Khaiser*  
12/07/19

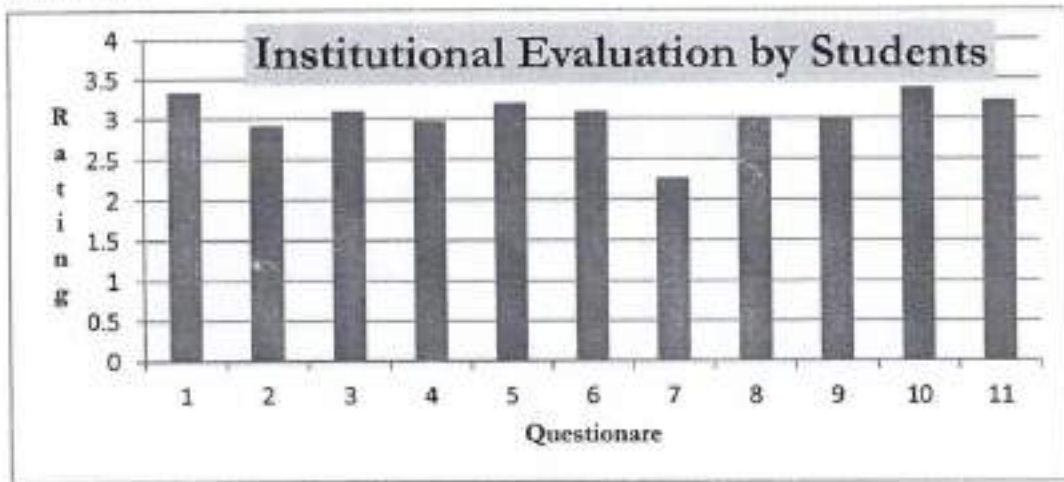
**HOD**  
Dr. Mohamed Khaiser, BE, M.Tech., Ph.D. and  
Professor & Head  
Department of Mechanical Engineering  
Maharaja Institute of Technology Mysore





INSTITUTIONAL EVALUATION BY STUDENTS/ALUMNI FOR THE ACADEMIC YEAR 2018-19

Form : B



Recommendations

- Based on the above figure it is inferred that canteen facility in the institute is lagging with infrastructure and seating arrangement and its recommended to improve the quality
- Based on the above figure it is inferred that No Wi-fi Connection in the institute and its recommended to upgrade the facilities

*[Handwritten Signature]*  
25/5/19

HOD




# MAHARAJA INSTITUTE OF TECHNOLOGY MYSORE

BELAWADI, NAGUVANAHALLI POST, SRIRANGAPATNA TALUK, MANDYA-571 477

Date: 20/05/19

## INSTITUTIONAL EVALUATION BY STUDENTS/ALUMNI FOR THE ACADEMIC YEAR 2018-19

Form : B



### Recommendations

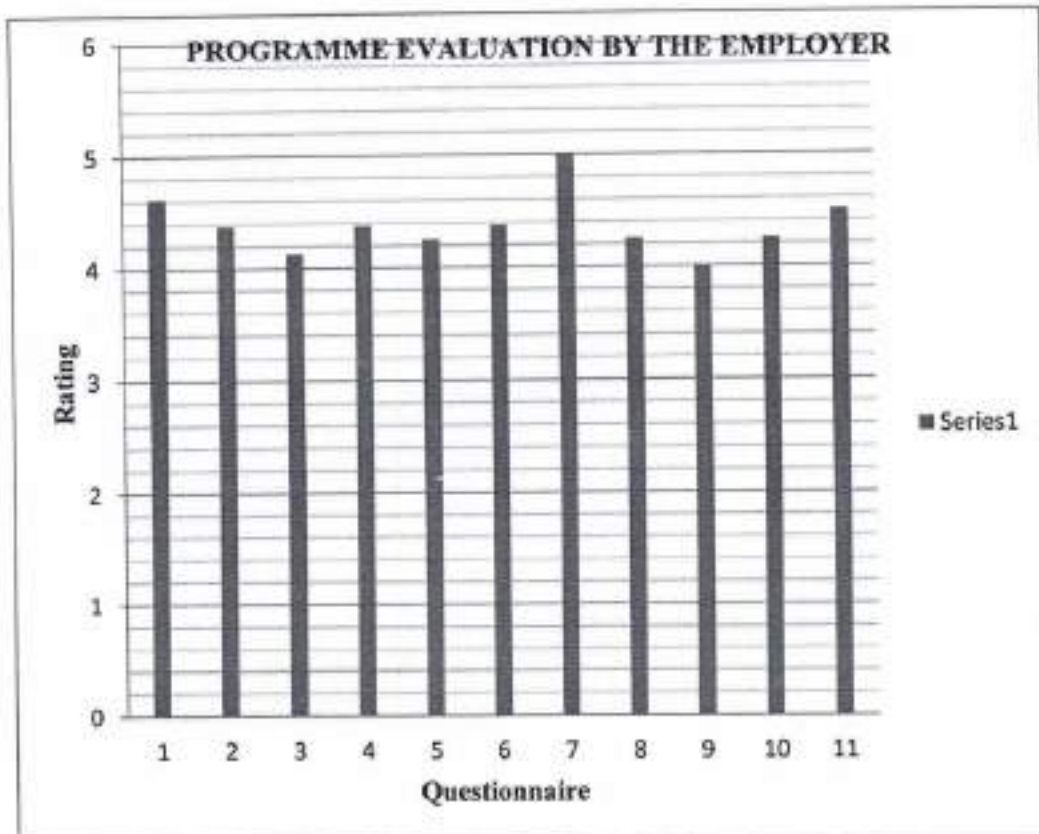
- Based on the above figure it is inferred that canteen facility in the institute is lagging with infrastructure and seating arrangement and its recommended to improve the quality
- Based on the above figure it is inferred that No Wi-fi Connection in the institute and its recommended to upgrade the facilities

*Ad*  
20/5/19  
HOD



Date: 12/07/19

FORMC: PROGRAMME EVALUATION BY THE EMPLOYER  
FOR THE ACADEMIC YEAR 2018-19



**Recommendations**

- Research orientation during program may be enhanced by executing mini projects, internships for pre final year students and product development projects may be encouraged to have project management skill in the students.

*Handwritten signature and date: 12/07/19*

**HOD**












Dr. Mohamed Khair, BE, M.Tech., Ph.D. MSc

Professor & Head

Department of Mechanical Engineering

Maharaja Institute of Technology Mysore



<b>Q1</b>  <ul style="list-style-type: none"> <li>■ 1</li> <li>■ 2</li> <li>■ 3</li> <li>■ 4</li> <li>■ 5</li> </ul>	<b>Q2</b>  <ul style="list-style-type: none"> <li>■ 1</li> <li>■ 2</li> <li>■ 3</li> <li>■ 4</li> <li>■ 5</li> </ul>	<b>Q3</b>  <ul style="list-style-type: none"> <li>■ 1</li> <li>■ 2</li> <li>■ 3</li> <li>■ 4</li> <li>■ 5</li> </ul>	<b>Q4</b>  <ul style="list-style-type: none"> <li>■ 1</li> <li>■ 2</li> <li>■ 3</li> <li>■ 4</li> <li>■ 5</li> </ul>
<b>Q5</b>  <ul style="list-style-type: none"> <li>■ 1</li> <li>■ 2</li> <li>■ 3</li> <li>■ 4</li> <li>■ 5</li> </ul>	<b>Q6</b>  <ul style="list-style-type: none"> <li>■ 1</li> <li>■ 2</li> <li>■ 3</li> <li>■ 4</li> <li>■ 5</li> </ul>	<b>Q7</b>  <ul style="list-style-type: none"> <li>■ 1</li> <li>■ 2</li> <li>■ 3</li> <li>■ 4</li> <li>■ 5</li> </ul>	<b>Q8</b>  <ul style="list-style-type: none"> <li>■ 1</li> <li>■ 2</li> <li>■ 3</li> <li>■ 4</li> <li>■ 5</li> </ul>
<b>Q9</b>  <ul style="list-style-type: none"> <li>■ 1</li> <li>■ 2</li> <li>■ 3</li> <li>■ 4</li> <li>■ 5</li> </ul>	<b>Q10</b>  <ul style="list-style-type: none"> <li>■ 1</li> <li>■ 2</li> <li>■ 3</li> <li>■ 4</li> <li>■ 5</li> </ul>	<b>Q11</b>  <ul style="list-style-type: none"> <li>■ 1</li> <li>■ 2</li> <li>■ 3</li> <li>■ 4</li> <li>■ 5</li> </ul>	

% distribution of Rating

From the above Table and graphs, the average ratings of feedback taken from the parents on curriculum are above 4 for most of the questions. Hence according to the feedback from the parents, it can be concluded that the curriculum by the university is meeting the expectations of the parents.

*Handwritten signature*  
12/7/19

**HoD**

Dr. Mohamed Khalil Mohamed Mohamed  
Professor & HoD,  
Department of Mechanical Engineering  
Faculty of Engineering, Mansoura University



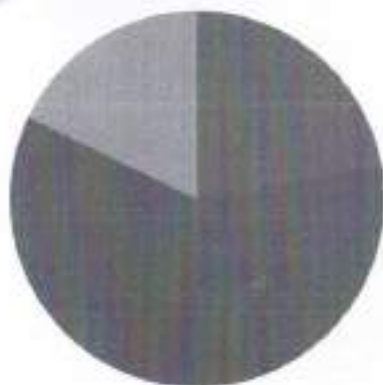
Date: 20/12/2018

Consolidation

Faculty ID and Name	Dept	Subject Code	Q1	Q2	Q3	Q4	Q5	Q6
Dr. Mohamed Khaiser	ME	15ME73(CE)	5	5	5	5	5	5
Mr. B. Harish	ME	17ME35A(MCW)	3	4	4	3	3	3
		17ME32(MS)	3	4	3	4	3	3
Mr. Vijay Raghu B	ME	15ME53(Turbo Machines)	4	5	4	4	4	4
		15ME742(TRIBOLOGY)	4	4	4	4	4	4
Mr. Chethan Y D	ME	15ME563( A & R)	4	4	5	4	4	4
Mr. Ravikumar K S	ME	17ME34(MOM)	3	5	5	5	3	3
		15ME54(DME-I)	3	5	5	5	3	3
Mr. Godfrey Devaputra	ME	15ME563( A & R)	4	4	5	5	4	4
Mr. G C Ramesh	ME	17ME35B(MFO)	5	5	5	4	5	4
		10ME72(VIBRATIONS)	5	5	5	4	4	4
Mr. Yogesh Kumar K J	ME	17ME34(MOM)	4	4	5	4	4	3
		15ME742(TRIBOLOGY)	4	5	4	4	4	4
Mr. Raghu S	ME	18ME15(EME)	4	4	4	4	5	4
		15ME554(NTM)	5	4	5	5	5	5
Mr. Santhosh K G	ME	17ME34(MOM)	4	5	4	4	4	4
		15ME52(DOM)	4	5	4	4	4	4
Mr. Puneeth Kumar S B	ME	17ME33(BTD)	4	5	5	5	3	4
		15ME53(Turbo Machines)	4	5	5	5	3	4
Mr. Chethana G D	ME	17ME33(BTD)	4	4	4	3	4	3
		15ME71(EE)	4	4	4	4	3	4
Mr. Panduranga B P	ME	15ME53(Turbo Machines)	4	4	5	5	4	4
		17ME36A( CAMD)	4	5	5	5	4	4
		15ME71(EE)	4	5	4	5	4	4
Mr. Kishan G S	ME	17ME32(MS)	5	4	4	3	4	4
		10ME73(H&P)	5	3	4	3	4	3

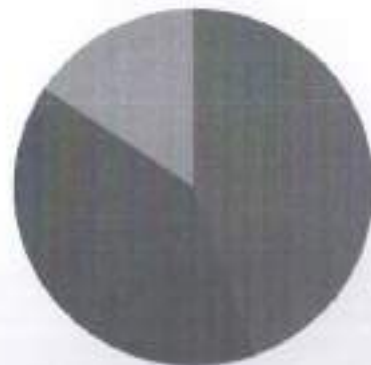
Miss. Adanna I Waturuocha	ME	15ME51(M&E)	5	4	4	4	5	5
		10ME74(OR)	5	4	5	5	5	5
Mr. Ramanandan H S	ME	15ME72(FPS)	3	3	3	3	3	3
		15ME753(MECHTORNICS)	3	3	3	3	3	3
Mr. Rakesh R	ME	15ME73(CF)	5	5	5	5	5	5
		15ME753(MECHTRONICS)	5	4	5	5	5	5
Mr. Mallikarjuna S	ME	18ME15(EME)	5	5	5	4	4	4
		17ME33(BTD)	4	5	5	4	4	4
Mr. Krishna Prasad	ME	18ME15(EME)	5	4	5	4	4	4
		17ME36B(MMM)	4	4	4	4	4	4
Mr. Anil Kumar M M	ME	17ME35A(MCW)	3	4	4	4	4	4
		15ME51(M&E)	3	4	4	4	4	4
Mr. Abhilash M	ME	15ME52(DOM)	5	5	5	5	5	5
		15ME54(DME-I)	4	5	4	4	4	4
Mr. Sathish H	ME	18ME15(EME)	4	3	4	3	4	4
		15ME72(FPS)	4	3	4	4	5	4
Mr. Purushotham S	ME	15ME54(DME-I)	4	4	3	3	3	3
		15ME554(NTM)	4	4	3	4	3	3
Mr. Sachin B	ME	15ME563(AR)	5	4	5	4	5	5
		10ME757(AIM)	4	5	5	4	5	5
Mr. Rajesh A S	ME	18ME15(EME)	5	5	5	5	4	5
		17ME32(MS)	5	5	5	5	4	5
Mr. Abhishek	ME	15ME51(M&E)	4	5	4	4	4	4
		15ME52(DOM)	4	5	4	3	4	4
Mr. Mohamed Maaz Rehan	ME	15ME554(NTM)	5	4	5	5	5	5
		10ME71(E&E)	4	5	5	3	4	4
<b>Average of Rating</b>			<b>4.173077</b>	<b>4.365385</b>	<b>4.403846</b>	<b>4.134615</b>	<b>4.038462</b>	<b>4.019231</b>
% of students Rating 5			17	24	26	17	13	12
% of Students Rating 4			27	23	21	25	28	29
% of Students Rating 3			8	5	5	10	11	11
% of Students Rating 2			0	0	0	0	0	0
% of Students Rating 1			0	0	0	0	0	0

Q1



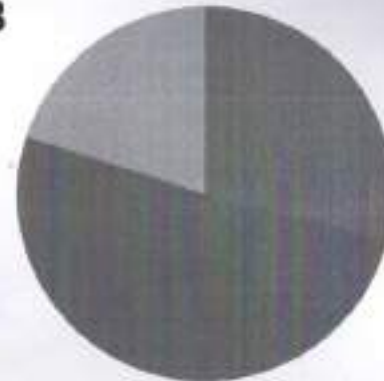
- 1
- 2
- 3
- 4
- 5

Q2




- 1
- 2
- 3
- 4
- 5

Q3




- 1
- 2
- 3
- 4
- 5

Q4




- 1
- 2
- 3
- 4
- 5

Q5



- 1
- 2
- 3
- 4
- 5

Q6



- 1
- 2
- 3
- 4
- 5

% distribution of Rating

From the above Table and graphs, the average ratings of feedback taken from the faculty members on curriculum is above 4 It can be concluded from the feedback of the faculty members that the curriculum by the university is meeting the expectations.

*Handwritten signature*  
20/12/2018

**HoD**  
Dr. Mahantul Khanna, B.E., M.Tech, Ph.D., JIIT  
Professor & HoD,  
Department of Mechanical Engineering  
JSSSR Institute of Technology Mysore






Date: 12/07/2019

Consolidation

Faculty ID and Name	Dept	Subject Code	Q1	Q2	Q3	Q4	Q5	Q6
Dr. Mohamed Khaiser	ME	15ME82(AM)	4	3	5	5	4	5
Mr. B. Harish	ME	17ME45B(MCW)	3	4	4	3	3	3
		15ME664(TQM)	3	4	3	3	4	4
Mr. Chethan Y D	ME	15ME82(AM)	4	4	5	4	4	5
Mr. Ravikumar K S	ME	17ME42(KOM)	3	5	5	5	3	3
		15ME61(FEA)	3	5	5	5	3	3
Mr. Godfrey Devaputra	ME	15ME81(OR)	4	5	4	4	3	4
Mr. G C Ramesh	ME	17ME45B(MTO)	5	5	5	4	5	4
		15ME62(CIM)	5	5	5	5	5	4
Mr. Yogesh Kumar K J	ME	15ME61(FEA)	3	4	4	5	4	4
		15ME64(DME-II)	5	4	4	4	4	3
Mr. Raghu S	ME	18ME25(EME)	4	4	5	4	5	4
		17ME46B(MMM)	4	3	4	4	4	4
Mr. Santhosh K G	ME	17ME42(KOM)	4	5	4	4	4	4
		15ME64(DME-II)	4	5	4	4	4	4
Mr. Puneeth Kumar S B	ME	17ME43(ATD)	4	5	5	5	3	4
		15ME63(HT)	4	5	5	5	3	4
Mr. Chethana G D	ME	17ME43(ATD)	4	4	4	3	4	4
		17ME44(FM)	4	4	3	4	4	4
Mr. Panduranga B P	ME	17ME44(FM)	4	5	5	4	5	4
		15ME63(HT)	4	5	5	4	4	4
Mr. Kishan G S	ME	15ME655(AE)	4	4	4	5	4	4
		15ME835(PLCM)	4	2	3	3	3	4
Miss. Adanna I Waturuocha	ME	15ME62(CIM)	5	4	5	5	5	5
		15ME81(OR)	5	4	5	5	5	5
Mr. Ramanandan H S	ME	15ME655(AE)	3	3	3	3	3	3


		15ME835(PLCM)	3	3	3	3	3	3
Mr. Rakesh R	ME	15ME82(AM)	4	3	5	5	4	5
		10ME82(CE)	5	5	5	5	5	5
Mr. Mallikarjuna S	ME	17ME43(ATT)	4	5	5	4	4	4
		15ME63(HT)	4	5	5	4	4	4
Mr. Krishna Prasad	ME	18ME25(EME)	5	4	4	4	4	4
		15ME655(AE)	5	4	5	4	4	4
Mr. Anil Kumar M M	ME	17ME45B(MTO)	3	3	3	4	4	4
		18ME25(EME)	3	4	4	4	4	4
Mr. Abhilash M	ME	18ME25(EME)	4	4	3	3	4	4
		15ME64(DME-II)	4	5	4	4	3	3
Mr. Sathish H	ME	15ME61(FEA)	3	4	4	3	4	4
		17ME44(FM)	3	4	4	3	4	4
Mr. Purushotham S	ME	17ME42(KOM)	4	4	3	4	3	3
		17ME46B(MMM)	4	4	3	4	3	3
Mr. Sachin B	ME	15ME664(TQM)	4	5	5	5	4	5
		15ME835(PLCM)	4	5	5	4	4	5
Mr. Rajesh A S	ME	18ME25(EME)	5	5	5	5	4	5
		10ME81(OM)	5	5	5	5	4	5
Mr. Abhishek	ME	15ME664(TQM)	5	5	5	5	5	5
		10ME884(AE)	4	5	4	4	4	4
Mr. Mohamed Maaz Rehan	ME	15ME62(CIM)	5	5	5	4	4	5
		15ME81(OR)	5	5	5	4	5	5
<b>Average of Rating</b>			<b>4.04</b>	<b>4.31</b>	<b>4.33</b>	<b>4.14</b>	<b>3.94</b>	<b>4.08</b>
% of students Rating 5			<b>13</b>	<b>23</b>	<b>25</b>	<b>16</b>	<b>9</b>	<b>13</b>
% of Students Rating 4			25	19	15	24	28	27
% of Students Rating 3			11	6	9	9	12	9
% of Students Rating 2			0	1	0	0	0	0
% of Students Rating 1			0	0	0	0	0	0

Q1




- 1
- 2
- 3
- 4
- 5

Q2




- 1
- 2
- 3
- 4
- 5

Q3




- 1
- 2
- 3
- 4
- 5

Q4



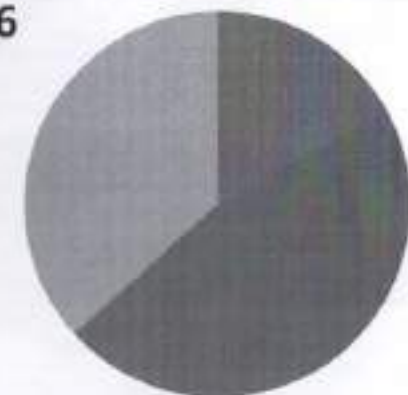
- 1
- 2
- 3
- 4
- 5

Q5



- 1
- 2
- 3
- 4
- 5

Q6



- 1
- 2
- 3
- 4
- 5

% distribution of Rating

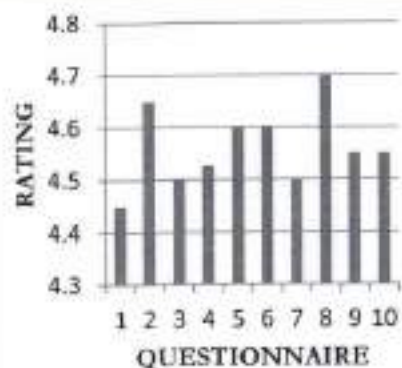
From the above Table and graphs, the average ratings of feedback taken from the faculty members on curriculum are above 4 except question number 5. It can be concluded from the feedback of the faculty members. The students are encouraged to cope up with the workload in order to achieve outcomes.

*Handwritten signature*  
12/07/19

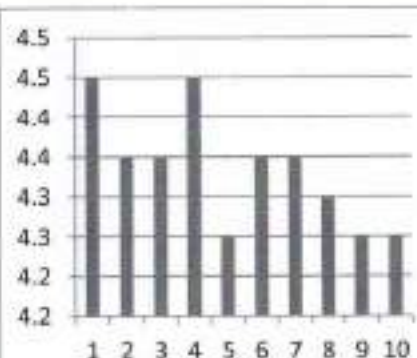


STUDENT FEEDBACK ON FACULTY - ACADEMIC YEAR 2018-19 - 3<sup>rd</sup> A

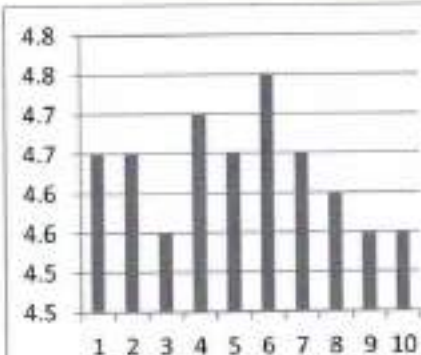
Prof. AJAY KUMAR M - 17MAT31



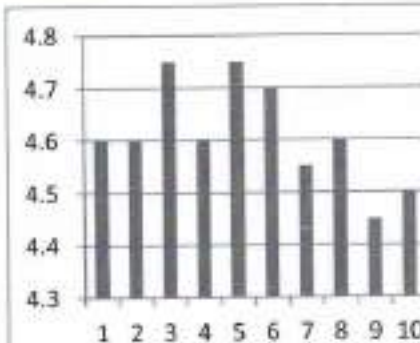
Prof. B HARISH - 17ME32



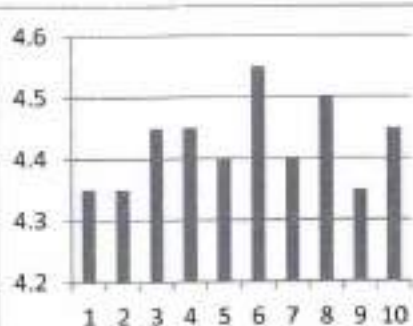
Prof. MALLIKARJUN S - 17ME33



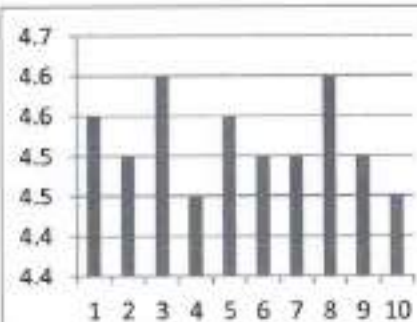
Prof. SANTHOSH K G - 17ME34



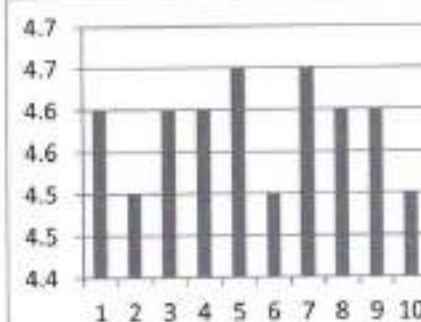
Prof. G C RAMESH - 17ME35B



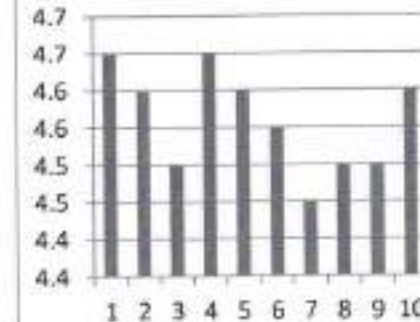
Prof. KRISHNAPRASAD S - 17ME36B



Prof. YDC/ Prof. KP



Prof. BH/Prof. GCR



Recommendations

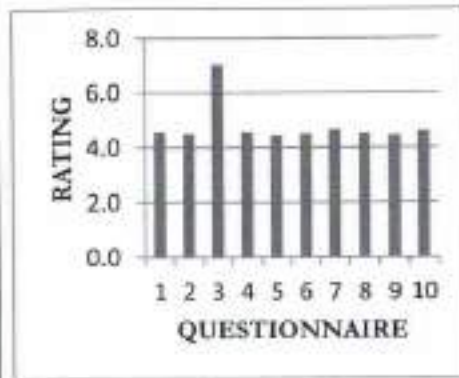
- Prof. BH recommended to give more & relevant practical examples and illustrations, decimate course outcomes, keep up the syllabus completion
- Prof. GCR recommended to educate the students about course outcomes during introduction class of the subject.

*[Signature]*  
20/12/2018  
HoD

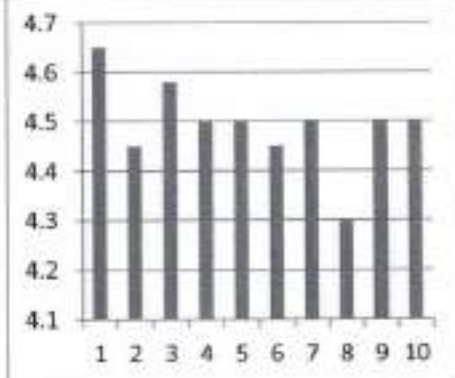


STUDENT FEEDBACK ON FACULTY - ACADEMIC YEAR 2018-19 - 3<sup>rd</sup> B

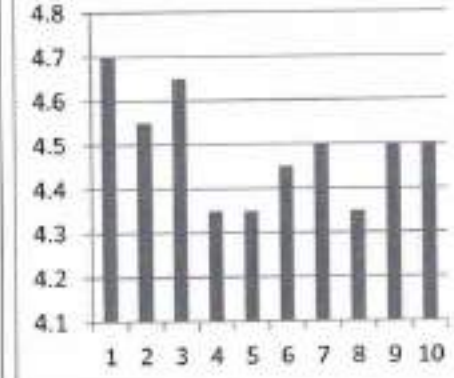
1. Prof. AJAY C K - 17MAT31



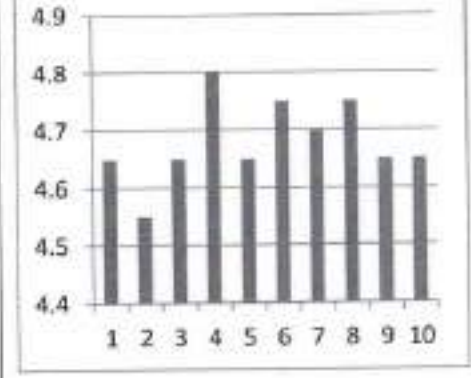
2. Prof. KISHAN G S - 17ME32



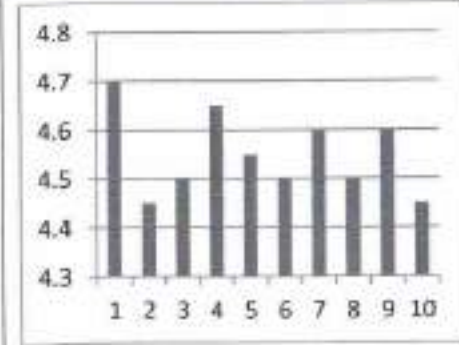
3. Prof. CHETHANA G D - 17ME33



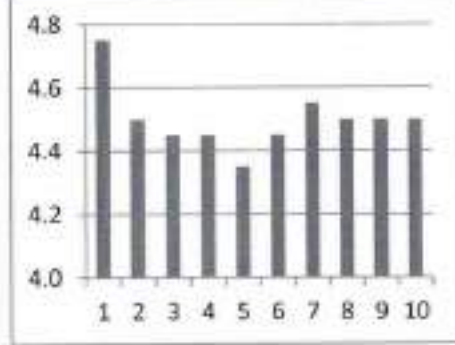
4. Prof. YOGESH K J - 17ME34



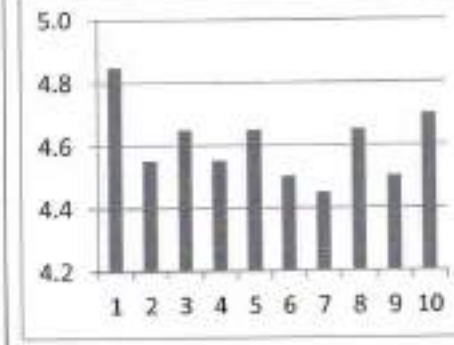
5. Prof. ANILKUMAR M M



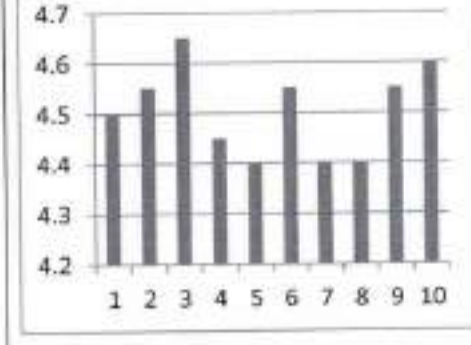
6. Prof. RR / Prof. AM - 17ME36A



7. Prof. RR / Prof. AHR - 17MEL37A



8. Prof. RS / Prof. RHS - 17MEL38A



Recommendations

- Graph 2 shows less average for the question 8: Prof. GSK recommended to be available to the students after the classes
- Graph 7 shows less average for the question 7: Prof. RR & Prof. AHR recommended to be there in time for class & regular

*[Handwritten Signature]*  
20/12/2018  
HoD



STUDENT FEEDBACK ON FACULTY - ACADEMIC YEAR 2018-19 - 3<sup>rd</sup> C

Prof. VB - 17MAT31	Prof. RAJESH A S - 17ME32	Prof. PANDURANGA B P - 17ME33	PROF RAVIKUMAR K S - 17ME34																																																																																								
<table border="1"><caption>Prof. VB - 17MAT31 Ratings</caption><thead><tr><th>Questionnaire</th><th>Rating</th></tr></thead><tbody><tr><td>1</td><td>4.5</td></tr><tr><td>2</td><td>4.8</td></tr><tr><td>3</td><td>4.35</td></tr><tr><td>4</td><td>4.65</td></tr><tr><td>5</td><td>4.5</td></tr><tr><td>6</td><td>4.55</td></tr><tr><td>7</td><td>4.5</td></tr><tr><td>8</td><td>4.55</td></tr><tr><td>9</td><td>4.3</td></tr><tr><td>10</td><td>4.65</td></tr></tbody></table>	Questionnaire	Rating	1	4.5	2	4.8	3	4.35	4	4.65	5	4.5	6	4.55	7	4.5	8	4.55	9	4.3	10	4.65	<table border="1"><caption>Prof. RAJESH A S - 17ME32 Ratings</caption><thead><tr><th>Questionnaire</th><th>Rating</th></tr></thead><tbody><tr><td>1</td><td>4.6</td></tr><tr><td>2</td><td>4.6</td></tr><tr><td>3</td><td>4.3</td></tr><tr><td>4</td><td>4.4</td></tr><tr><td>5</td><td>4.5</td></tr><tr><td>6</td><td>4.5</td></tr><tr><td>7</td><td>4.6</td></tr><tr><td>8</td><td>4.6</td></tr><tr><td>9</td><td>4.65</td></tr><tr><td>10</td><td>4.6</td></tr></tbody></table>	Questionnaire	Rating	1	4.6	2	4.6	3	4.3	4	4.4	5	4.5	6	4.5	7	4.6	8	4.6	9	4.65	10	4.6	<table border="1"><caption>Prof. PANDURANGA B P - 17ME33 Ratings</caption><thead><tr><th>Questionnaire</th><th>Rating</th></tr></thead><tbody><tr><td>1</td><td>4.6</td></tr><tr><td>2</td><td>4.45</td></tr><tr><td>3</td><td>4.45</td></tr><tr><td>4</td><td>4.6</td></tr><tr><td>5</td><td>4.35</td></tr><tr><td>6</td><td>4.4</td></tr><tr><td>7</td><td>4.45</td></tr><tr><td>8</td><td>4.3</td></tr><tr><td>9</td><td>4.2</td></tr><tr><td>10</td><td>4.4</td></tr></tbody></table>	Questionnaire	Rating	1	4.6	2	4.45	3	4.45	4	4.6	5	4.35	6	4.4	7	4.45	8	4.3	9	4.2	10	4.4	<table border="1"><caption>PROF RAVIKUMAR K S - 17ME34 Ratings</caption><thead><tr><th>Questionnaire</th><th>Rating</th></tr></thead><tbody><tr><td>1</td><td>4.45</td></tr><tr><td>2</td><td>4.2</td></tr><tr><td>3</td><td>4.2</td></tr><tr><td>4</td><td>4.2</td></tr><tr><td>5</td><td>4.45</td></tr><tr><td>6</td><td>4.3</td></tr><tr><td>7</td><td>4.55</td></tr><tr><td>8</td><td>4.25</td></tr><tr><td>9</td><td>4.35</td></tr><tr><td>10</td><td>4.25</td></tr></tbody></table>	Questionnaire	Rating	1	4.45	2	4.2	3	4.2	4	4.2	5	4.45	6	4.3	7	4.55	8	4.25	9	4.35	10	4.25
Questionnaire	Rating																																																																																										
1	4.5																																																																																										
2	4.8																																																																																										
3	4.35																																																																																										
4	4.65																																																																																										
5	4.5																																																																																										
6	4.55																																																																																										
7	4.5																																																																																										
8	4.55																																																																																										
9	4.3																																																																																										
10	4.65																																																																																										
Questionnaire	Rating																																																																																										
1	4.6																																																																																										
2	4.6																																																																																										
3	4.3																																																																																										
4	4.4																																																																																										
5	4.5																																																																																										
6	4.5																																																																																										
7	4.6																																																																																										
8	4.6																																																																																										
9	4.65																																																																																										
10	4.6																																																																																										
Questionnaire	Rating																																																																																										
1	4.6																																																																																										
2	4.45																																																																																										
3	4.45																																																																																										
4	4.6																																																																																										
5	4.35																																																																																										
6	4.4																																																																																										
7	4.45																																																																																										
8	4.3																																																																																										
9	4.2																																																																																										
10	4.4																																																																																										
Questionnaire	Rating																																																																																										
1	4.45																																																																																										
2	4.2																																																																																										
3	4.2																																																																																										
4	4.2																																																																																										
5	4.45																																																																																										
6	4.3																																																																																										
7	4.55																																																																																										
8	4.25																																																																																										
9	4.35																																																																																										
10	4.25																																																																																										
PROF HARISH B - 17ME35A	Prof. PBP/ Prof. MS / Prof. AMM - 17ME36A	Prof. PS / Prof. ASR - 17MEL37A	Prof. AMM / Prof. MMR - 17MEL38A																																																																																								
<table border="1"><caption>PROF HARISH B - 17ME35A Ratings</caption><thead><tr><th>Questionnaire</th><th>Rating</th></tr></thead><tbody><tr><td>1</td><td>4.45</td></tr><tr><td>2</td><td>4.35</td></tr><tr><td>3</td><td>4.35</td></tr><tr><td>4</td><td>4.35</td></tr><tr><td>5</td><td>4.35</td></tr><tr><td>6</td><td>4.5</td></tr><tr><td>7</td><td>4.35</td></tr><tr><td>8</td><td>4.3</td></tr><tr><td>9</td><td>4.3</td></tr><tr><td>10</td><td>4.25</td></tr></tbody></table>	Questionnaire	Rating	1	4.45	2	4.35	3	4.35	4	4.35	5	4.35	6	4.5	7	4.35	8	4.3	9	4.3	10	4.25	<table border="1"><caption>Prof. PBP/ Prof. MS / Prof. AMM - 17ME36A Ratings</caption><thead><tr><th>Questionnaire</th><th>Rating</th></tr></thead><tbody><tr><td>1</td><td>4.65</td></tr><tr><td>2</td><td>4.3</td></tr><tr><td>3</td><td>4.55</td></tr><tr><td>4</td><td>4.45</td></tr><tr><td>5</td><td>4.55</td></tr><tr><td>6</td><td>4.75</td></tr><tr><td>7</td><td>4.65</td></tr><tr><td>8</td><td>4.45</td></tr><tr><td>9</td><td>4.7</td></tr><tr><td>10</td><td>4.6</td></tr></tbody></table>	Questionnaire	Rating	1	4.65	2	4.3	3	4.55	4	4.45	5	4.55	6	4.75	7	4.65	8	4.45	9	4.7	10	4.6	<table border="1"><caption>Prof. PS / Prof. ASR - 17MEL37A Ratings</caption><thead><tr><th>Questionnaire</th><th>Rating</th></tr></thead><tbody><tr><td>1</td><td>4.65</td></tr><tr><td>2</td><td>4.65</td></tr><tr><td>3</td><td>4.65</td></tr><tr><td>4</td><td>4.55</td></tr><tr><td>5</td><td>4.45</td></tr><tr><td>6</td><td>4.45</td></tr><tr><td>7</td><td>4.3</td></tr><tr><td>8</td><td>4.4</td></tr><tr><td>9</td><td>4.45</td></tr><tr><td>10</td><td>4.65</td></tr></tbody></table>	Questionnaire	Rating	1	4.65	2	4.65	3	4.65	4	4.55	5	4.45	6	4.45	7	4.3	8	4.4	9	4.45	10	4.65	<table border="1"><caption>Prof. AMM / Prof. MMR - 17MEL38A Ratings</caption><thead><tr><th>Questionnaire</th><th>Rating</th></tr></thead><tbody><tr><td>1</td><td>4.75</td></tr><tr><td>2</td><td>4.75</td></tr><tr><td>3</td><td>4.6</td></tr><tr><td>4</td><td>4.7</td></tr><tr><td>5</td><td>4.55</td></tr><tr><td>6</td><td>4.8</td></tr><tr><td>7</td><td>4.75</td></tr><tr><td>8</td><td>4.55</td></tr><tr><td>9</td><td>4.45</td></tr><tr><td>10</td><td>4.6</td></tr></tbody></table>	Questionnaire	Rating	1	4.75	2	4.75	3	4.6	4	4.7	5	4.55	6	4.8	7	4.75	8	4.55	9	4.45	10	4.6
Questionnaire	Rating																																																																																										
1	4.45																																																																																										
2	4.35																																																																																										
3	4.35																																																																																										
4	4.35																																																																																										
5	4.35																																																																																										
6	4.5																																																																																										
7	4.35																																																																																										
8	4.3																																																																																										
9	4.3																																																																																										
10	4.25																																																																																										
Questionnaire	Rating																																																																																										
1	4.65																																																																																										
2	4.3																																																																																										
3	4.55																																																																																										
4	4.45																																																																																										
5	4.55																																																																																										
6	4.75																																																																																										
7	4.65																																																																																										
8	4.45																																																																																										
9	4.7																																																																																										
10	4.6																																																																																										
Questionnaire	Rating																																																																																										
1	4.65																																																																																										
2	4.65																																																																																										
3	4.65																																																																																										
4	4.55																																																																																										
5	4.45																																																																																										
6	4.45																																																																																										
7	4.3																																																																																										
8	4.4																																																																																										
9	4.45																																																																																										
10	4.65																																																																																										
Questionnaire	Rating																																																																																										
1	4.75																																																																																										
2	4.75																																																																																										
3	4.6																																																																																										
4	4.7																																																																																										
5	4.55																																																																																										
6	4.8																																																																																										
7	4.75																																																																																										
8	4.55																																																																																										
9	4.45																																																																																										
10	4.6																																																																																										

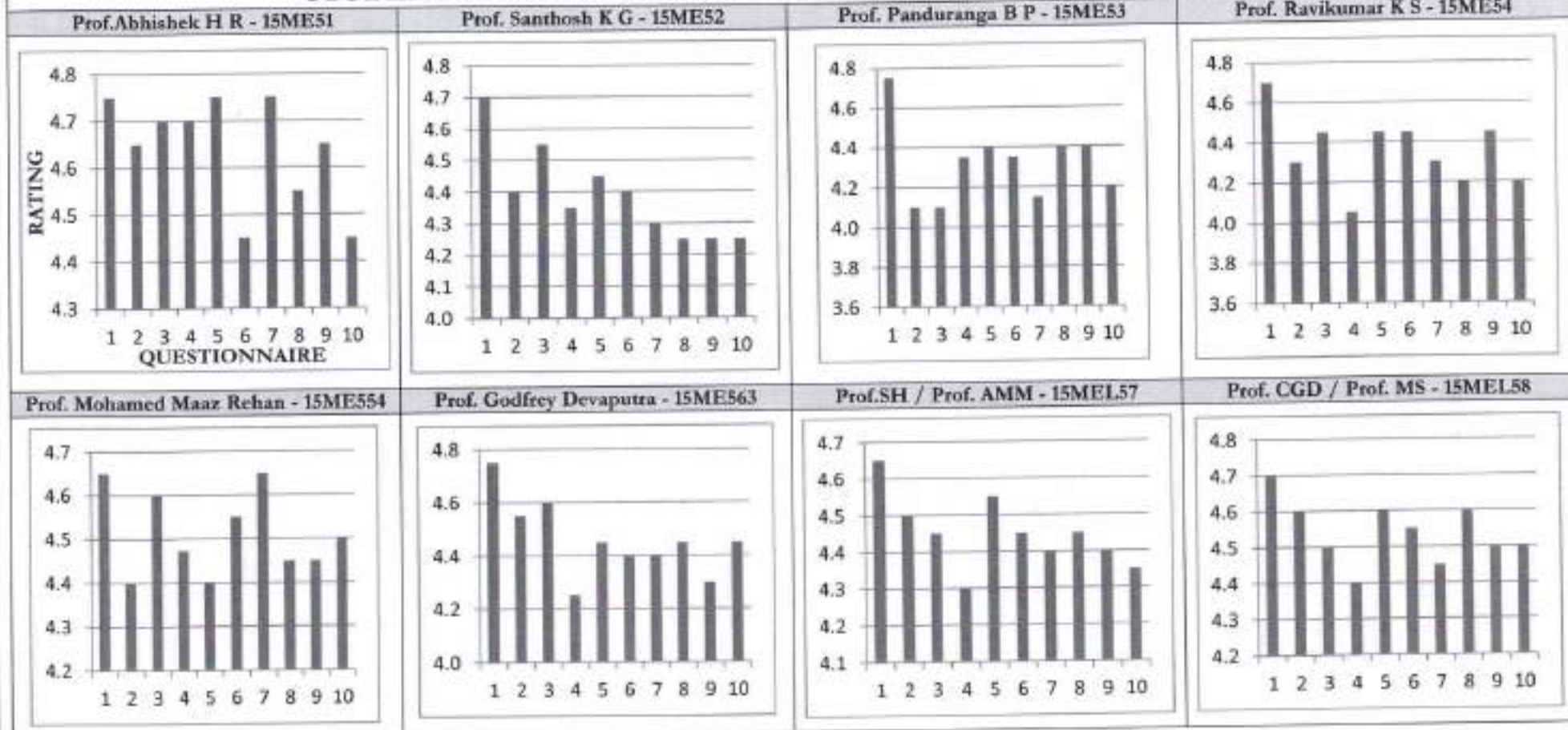
Recommendations

- Graph 2 shows less average for the question 3: Prof.ASR recommended use ICT tools while teaching which helps to present and communicate better
- Graph 3 shows less average for the question 9: Prof. PBP recommended to make students aware about course outcome as soon as the topic is covered

*Handwritten signature and date*  
20/12/2018  
HoD



STUDENT FEEDBACK ON FACULTY - ACADEMIC YEAR 2018-19-5<sup>th</sup>A



Recommendations

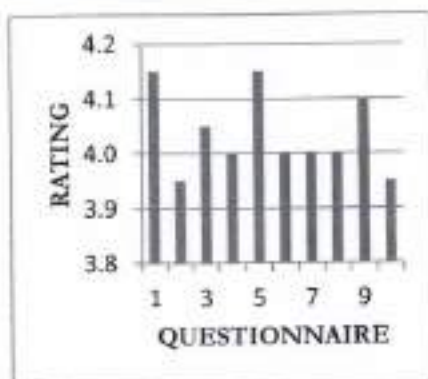
- Graph 4 shows less average for the question 4: Prof.RKS recommended to motivate students towards learning – Ex: through practical examples
- Graph 6 shows less average for the question 4 : : Prof.GD recommended to motivate students towards learning – Ex: through practical examples

*Handwritten signature and date: 20/12/2018*  
HoD

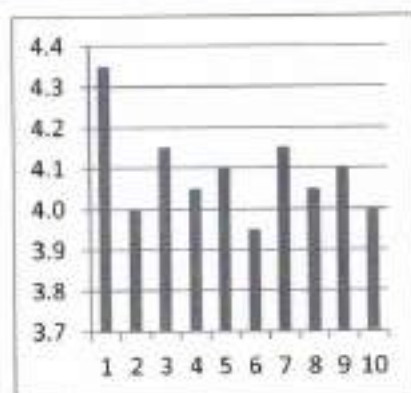


STUDENT FEEDBACK ON FACULTY - ACADEMIC YEAR 2018-19 5<sup>th</sup> B

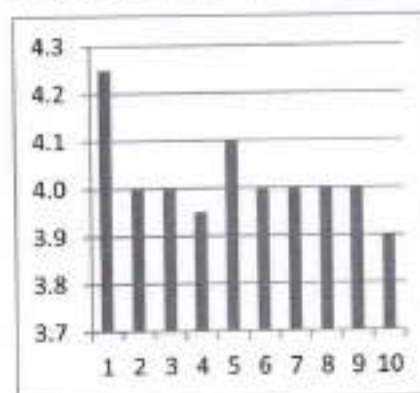
Prof. Adana IW-15ME51



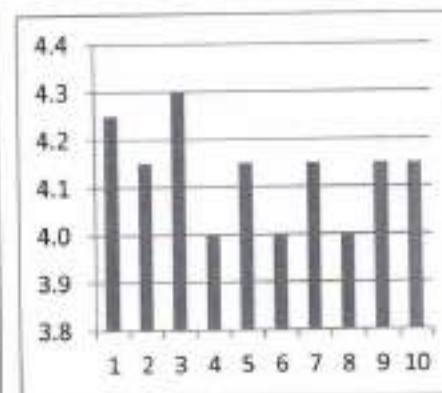
Prof. Abhilash M-15ME52



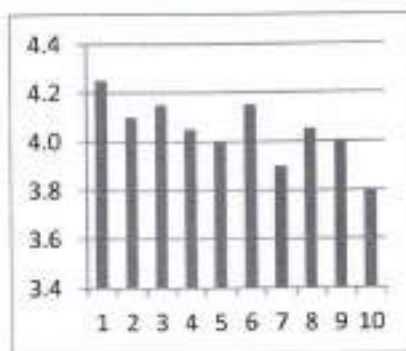
Prof. Puneeth kumar SB-15ME53



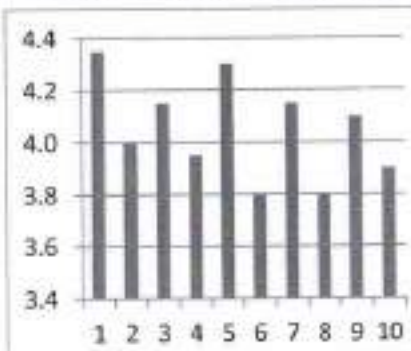
Prof. Purushotham S-15ME54



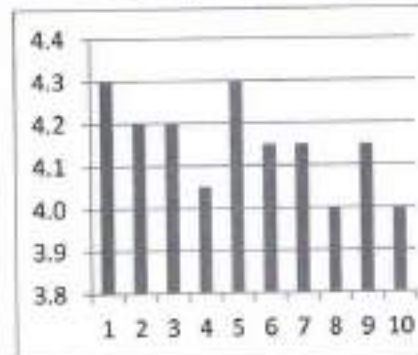
Prof. Raghu S-15ME554



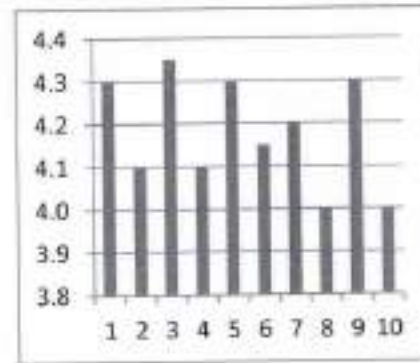
Prof. YDChethan-15ME563



Prof. PSB/ASR-15ME57



Prof. PSB/MS-15ME58



Recommendations

- Graph 5 shows less average for the question 10: Prof. RS recommended to plan and execute *lesson plan* within stipulated time
- Graph 1 shows less average for the question 2 & 10 : : Prof. AIW recommended plan the completion of syllabus topicwise

  
20/12/18  
HoD





STUDENT FEEDBACK ON FACULTY - ACADEMIC YEAR 2018-19 5<sup>th</sup> C

Prof. Anil kumar MM-15ME51	Prof. Abhishek HR-15ME52	Prof. Vijaya raghu B-15ME53	Prof. Abhilash M-15ME54																																																																																								
<table border="1"><caption>Prof. Anil kumar MM-15ME51</caption><thead><tr><th>Questionnaire</th><th>Rating</th></tr></thead><tbody><tr><td>1</td><td>4.7</td></tr><tr><td>2</td><td>4.25</td></tr><tr><td>3</td><td>4.55</td></tr><tr><td>4</td><td>4.45</td></tr><tr><td>5</td><td>4.5</td></tr><tr><td>6</td><td>4.4</td></tr><tr><td>7</td><td>4.65</td></tr><tr><td>8</td><td>4.4</td></tr><tr><td>9</td><td>4.65</td></tr><tr><td>10</td><td>4.4</td></tr></tbody></table>	Questionnaire	Rating	1	4.7	2	4.25	3	4.55	4	4.45	5	4.5	6	4.4	7	4.65	8	4.4	9	4.65	10	4.4	<table border="1"><caption>Prof. Abhishek HR-15ME52</caption><thead><tr><th>Questionnaire</th><th>Rating</th></tr></thead><tbody><tr><td>1</td><td>4.7</td></tr><tr><td>2</td><td>4.05</td></tr><tr><td>3</td><td>4.25</td></tr><tr><td>4</td><td>4.2</td></tr><tr><td>5</td><td>4.25</td></tr><tr><td>6</td><td>3.95</td></tr><tr><td>7</td><td>4.2</td></tr><tr><td>8</td><td>4.15</td></tr><tr><td>9</td><td>4.15</td></tr><tr><td>10</td><td>4.45</td></tr></tbody></table>	Questionnaire	Rating	1	4.7	2	4.05	3	4.25	4	4.2	5	4.25	6	3.95	7	4.2	8	4.15	9	4.15	10	4.45	<table border="1"><caption>Prof. Vijaya raghu B-15ME53</caption><thead><tr><th>Questionnaire</th><th>Rating</th></tr></thead><tbody><tr><td>1</td><td>4.75</td></tr><tr><td>2</td><td>4.25</td></tr><tr><td>3</td><td>4.45</td></tr><tr><td>4</td><td>4.25</td></tr><tr><td>5</td><td>4.6</td></tr><tr><td>6</td><td>4.25</td></tr><tr><td>7</td><td>4.35</td></tr><tr><td>8</td><td>4.45</td></tr><tr><td>9</td><td>4.25</td></tr><tr><td>10</td><td>4.45</td></tr></tbody></table>	Questionnaire	Rating	1	4.75	2	4.25	3	4.45	4	4.25	5	4.6	6	4.25	7	4.35	8	4.45	9	4.25	10	4.45	<table border="1"><caption>Prof. Abhilash M-15ME54</caption><thead><tr><th>Questionnaire</th><th>Rating</th></tr></thead><tbody><tr><td>1</td><td>4.65</td></tr><tr><td>2</td><td>4.0</td></tr><tr><td>3</td><td>4.25</td></tr><tr><td>4</td><td>4.2</td></tr><tr><td>5</td><td>4.25</td></tr><tr><td>6</td><td>4.15</td></tr><tr><td>7</td><td>4.2</td></tr><tr><td>8</td><td>4.2</td></tr><tr><td>9</td><td>4.2</td></tr><tr><td>10</td><td>4.3</td></tr></tbody></table>	Questionnaire	Rating	1	4.65	2	4.0	3	4.25	4	4.2	5	4.25	6	4.15	7	4.2	8	4.2	9	4.2	10	4.3
Questionnaire	Rating																																																																																										
1	4.7																																																																																										
2	4.25																																																																																										
3	4.55																																																																																										
4	4.45																																																																																										
5	4.5																																																																																										
6	4.4																																																																																										
7	4.65																																																																																										
8	4.4																																																																																										
9	4.65																																																																																										
10	4.4																																																																																										
Questionnaire	Rating																																																																																										
1	4.7																																																																																										
2	4.05																																																																																										
3	4.25																																																																																										
4	4.2																																																																																										
5	4.25																																																																																										
6	3.95																																																																																										
7	4.2																																																																																										
8	4.15																																																																																										
9	4.15																																																																																										
10	4.45																																																																																										
Questionnaire	Rating																																																																																										
1	4.75																																																																																										
2	4.25																																																																																										
3	4.45																																																																																										
4	4.25																																																																																										
5	4.6																																																																																										
6	4.25																																																																																										
7	4.35																																																																																										
8	4.45																																																																																										
9	4.25																																																																																										
10	4.45																																																																																										
Questionnaire	Rating																																																																																										
1	4.65																																																																																										
2	4.0																																																																																										
3	4.25																																																																																										
4	4.2																																																																																										
5	4.25																																																																																										
6	4.15																																																																																										
7	4.2																																																																																										
8	4.2																																																																																										
9	4.2																																																																																										
10	4.3																																																																																										
Prof. Purushotham S-15ME554	Prof. Sachin B-15ME563	Prof. Vijaya raghu B/.Chethan G D-15ME157	Prof. Panduranga B P/G S Kishan-15ME158																																																																																								
<table border="1"><caption>Prof. Purushotham S-15ME554</caption><thead><tr><th>Questionnaire</th><th>Rating</th></tr></thead><tbody><tr><td>1</td><td>4.8</td></tr><tr><td>2</td><td>4.25</td></tr><tr><td>3</td><td>4.4</td></tr><tr><td>4</td><td>4.3</td></tr><tr><td>5</td><td>4.35</td></tr><tr><td>6</td><td>4.25</td></tr><tr><td>7</td><td>4.3</td></tr><tr><td>8</td><td>4.35</td></tr><tr><td>9</td><td>4.35</td></tr><tr><td>10</td><td>4.4</td></tr></tbody></table>	Questionnaire	Rating	1	4.8	2	4.25	3	4.4	4	4.3	5	4.35	6	4.25	7	4.3	8	4.35	9	4.35	10	4.4	<table border="1"><caption>Prof. Sachin B-15ME563</caption><thead><tr><th>Questionnaire</th><th>Rating</th></tr></thead><tbody><tr><td>1</td><td>4.45</td></tr><tr><td>2</td><td>4.1</td></tr><tr><td>3</td><td>4.35</td></tr><tr><td>4</td><td>4.25</td></tr><tr><td>5</td><td>4.25</td></tr><tr><td>6</td><td>4.4</td></tr><tr><td>7</td><td>4.1</td></tr><tr><td>8</td><td>4.35</td></tr><tr><td>9</td><td>4.25</td></tr><tr><td>10</td><td>4.35</td></tr></tbody></table>	Questionnaire	Rating	1	4.45	2	4.1	3	4.35	4	4.25	5	4.25	6	4.4	7	4.1	8	4.35	9	4.25	10	4.35	<table border="1"><caption>Prof. Vijaya raghu B/.Chethan G D-15ME157</caption><thead><tr><th>Questionnaire</th><th>Rating</th></tr></thead><tbody><tr><td>1</td><td>4.6</td></tr><tr><td>2</td><td>4.1</td></tr><tr><td>3</td><td>4.2</td></tr><tr><td>4</td><td>4.3</td></tr><tr><td>5</td><td>3.95</td></tr><tr><td>6</td><td>4.15</td></tr><tr><td>7</td><td>4.15</td></tr><tr><td>8</td><td>3.9</td></tr><tr><td>9</td><td>4.25</td></tr><tr><td>10</td><td>4.35</td></tr></tbody></table>	Questionnaire	Rating	1	4.6	2	4.1	3	4.2	4	4.3	5	3.95	6	4.15	7	4.15	8	3.9	9	4.25	10	4.35	<table border="1"><caption>Prof. Panduranga B P/G S Kishan-15ME158</caption><thead><tr><th>Questionnaire</th><th>Rating</th></tr></thead><tbody><tr><td>1</td><td>4.65</td></tr><tr><td>2</td><td>4.5</td></tr><tr><td>3</td><td>4.3</td></tr><tr><td>4</td><td>4.3</td></tr><tr><td>5</td><td>4.6</td></tr><tr><td>6</td><td>4.3</td></tr><tr><td>7</td><td>4.25</td></tr><tr><td>8</td><td>4.65</td></tr><tr><td>9</td><td>4.35</td></tr><tr><td>10</td><td>4.25</td></tr></tbody></table>	Questionnaire	Rating	1	4.65	2	4.5	3	4.3	4	4.3	5	4.6	6	4.3	7	4.25	8	4.65	9	4.35	10	4.25
Questionnaire	Rating																																																																																										
1	4.8																																																																																										
2	4.25																																																																																										
3	4.4																																																																																										
4	4.3																																																																																										
5	4.35																																																																																										
6	4.25																																																																																										
7	4.3																																																																																										
8	4.35																																																																																										
9	4.35																																																																																										
10	4.4																																																																																										
Questionnaire	Rating																																																																																										
1	4.45																																																																																										
2	4.1																																																																																										
3	4.35																																																																																										
4	4.25																																																																																										
5	4.25																																																																																										
6	4.4																																																																																										
7	4.1																																																																																										
8	4.35																																																																																										
9	4.25																																																																																										
10	4.35																																																																																										
Questionnaire	Rating																																																																																										
1	4.6																																																																																										
2	4.1																																																																																										
3	4.2																																																																																										
4	4.3																																																																																										
5	3.95																																																																																										
6	4.15																																																																																										
7	4.15																																																																																										
8	3.9																																																																																										
9	4.25																																																																																										
10	4.35																																																																																										
Questionnaire	Rating																																																																																										
1	4.65																																																																																										
2	4.5																																																																																										
3	4.3																																																																																										
4	4.3																																																																																										
5	4.6																																																																																										
6	4.3																																																																																										
7	4.25																																																																																										
8	4.65																																																																																										
9	4.35																																																																																										
10	4.25																																																																																										

Recommendations

- Graph 2 shows less average for the question 6: Prof. AHR recommended enforce class rules fairly and strictly
- Graph 7 shows less average for the question 8 :Prof. VR & GDC recommended to spend whole time in the laboratories

20/12/18  
HoD



STUDENT FEEDBACK ON FACULTY - ACADEMIC YEAR 2018-19-7<sup>th</sup>A

Prof. PANDURANGA B P - 15ME71	Prof. RAMANANDHAN H S - 15ME72	Prof. MOHAMED KHAISAR - 15ME73	Prof. VIJAYA RAGHU - 15ME742																																																																																								
<table border="1"><caption>Prof. PANDURANGA B P - 15ME71</caption><thead><tr><th>Questionnaire</th><th>Rating</th></tr></thead><tbody><tr><td>1</td><td>4.66</td></tr><tr><td>2</td><td>4.70</td></tr><tr><td>3</td><td>4.73</td></tr><tr><td>4</td><td>4.47</td></tr><tr><td>5</td><td>4.60</td></tr><tr><td>6</td><td>4.47</td></tr><tr><td>7</td><td>4.53</td></tr><tr><td>8</td><td>4.57</td></tr><tr><td>9</td><td>4.64</td></tr><tr><td>10</td><td>4.47</td></tr></tbody></table>	Questionnaire	Rating	1	4.66	2	4.70	3	4.73	4	4.47	5	4.60	6	4.47	7	4.53	8	4.57	9	4.64	10	4.47	<table border="1"><caption>Prof. RAMANANDHAN H S - 15ME72</caption><thead><tr><th>Questionnaire</th><th>Rating</th></tr></thead><tbody><tr><td>1</td><td>4.70</td></tr><tr><td>2</td><td>4.57</td></tr><tr><td>3</td><td>4.57</td></tr><tr><td>4</td><td>4.60</td></tr><tr><td>5</td><td>4.66</td></tr><tr><td>6</td><td>4.53</td></tr><tr><td>7</td><td>4.47</td></tr><tr><td>8</td><td>4.57</td></tr><tr><td>9</td><td>4.44</td></tr><tr><td>10</td><td>4.53</td></tr></tbody></table>	Questionnaire	Rating	1	4.70	2	4.57	3	4.57	4	4.60	5	4.66	6	4.53	7	4.47	8	4.57	9	4.44	10	4.53	<table border="1"><caption>Prof. MOHAMED KHAISAR - 15ME73</caption><thead><tr><th>Questionnaire</th><th>Rating</th></tr></thead><tbody><tr><td>1</td><td>4.60</td></tr><tr><td>2</td><td>4.53</td></tr><tr><td>3</td><td>4.53</td></tr><tr><td>4</td><td>4.44</td></tr><tr><td>5</td><td>4.50</td></tr><tr><td>6</td><td>4.70</td></tr><tr><td>7</td><td>4.53</td></tr><tr><td>8</td><td>4.60</td></tr><tr><td>9</td><td>4.60</td></tr><tr><td>10</td><td>4.64</td></tr></tbody></table>	Questionnaire	Rating	1	4.60	2	4.53	3	4.53	4	4.44	5	4.50	6	4.70	7	4.53	8	4.60	9	4.60	10	4.64	<table border="1"><caption>Prof. VIJAYA RAGHU - 15ME742</caption><thead><tr><th>Questionnaire</th><th>Rating</th></tr></thead><tbody><tr><td>1</td><td>4.60</td></tr><tr><td>2</td><td>4.57</td></tr><tr><td>3</td><td>4.70</td></tr><tr><td>4</td><td>4.44</td></tr><tr><td>5</td><td>4.50</td></tr><tr><td>6</td><td>4.44</td></tr><tr><td>7</td><td>4.53</td></tr><tr><td>8</td><td>4.40</td></tr><tr><td>9</td><td>4.50</td></tr><tr><td>10</td><td>4.50</td></tr></tbody></table>	Questionnaire	Rating	1	4.60	2	4.57	3	4.70	4	4.44	5	4.50	6	4.44	7	4.53	8	4.40	9	4.50	10	4.50
Questionnaire	Rating																																																																																										
1	4.66																																																																																										
2	4.70																																																																																										
3	4.73																																																																																										
4	4.47																																																																																										
5	4.60																																																																																										
6	4.47																																																																																										
7	4.53																																																																																										
8	4.57																																																																																										
9	4.64																																																																																										
10	4.47																																																																																										
Questionnaire	Rating																																																																																										
1	4.70																																																																																										
2	4.57																																																																																										
3	4.57																																																																																										
4	4.60																																																																																										
5	4.66																																																																																										
6	4.53																																																																																										
7	4.47																																																																																										
8	4.57																																																																																										
9	4.44																																																																																										
10	4.53																																																																																										
Questionnaire	Rating																																																																																										
1	4.60																																																																																										
2	4.53																																																																																										
3	4.53																																																																																										
4	4.44																																																																																										
5	4.50																																																																																										
6	4.70																																																																																										
7	4.53																																																																																										
8	4.60																																																																																										
9	4.60																																																																																										
10	4.64																																																																																										
Questionnaire	Rating																																																																																										
1	4.60																																																																																										
2	4.57																																																																																										
3	4.70																																																																																										
4	4.44																																																																																										
5	4.50																																																																																										
6	4.44																																																																																										
7	4.53																																																																																										
8	4.40																																																																																										
9	4.50																																																																																										
10	4.50																																																																																										
Prof. RAKESH R - 15ME754	Prof. RKS/ SKG/Prof. PS - 15ME177	Prof. AIW / Prof. SB - 15ME178																																																																																									
<table border="1"><caption>Prof. RAKESH R - 15ME754</caption><thead><tr><th>Questionnaire</th><th>Rating</th></tr></thead><tbody><tr><td>1</td><td>4.70</td></tr><tr><td>2</td><td>4.70</td></tr><tr><td>3</td><td>4.53</td></tr><tr><td>4</td><td>4.47</td></tr><tr><td>5</td><td>4.60</td></tr><tr><td>6</td><td>4.47</td></tr><tr><td>7</td><td>4.57</td></tr><tr><td>8</td><td>4.50</td></tr><tr><td>9</td><td>4.53</td></tr><tr><td>10</td><td>4.57</td></tr></tbody></table>	Questionnaire	Rating	1	4.70	2	4.70	3	4.53	4	4.47	5	4.60	6	4.47	7	4.57	8	4.50	9	4.53	10	4.57	<table border="1"><caption>Prof. RKS/ SKG/Prof. PS - 15ME177</caption><thead><tr><th>Questionnaire</th><th>Rating</th></tr></thead><tbody><tr><td>1</td><td>4.60</td></tr><tr><td>2</td><td>4.57</td></tr><tr><td>3</td><td>4.57</td></tr><tr><td>4</td><td>4.63</td></tr><tr><td>5</td><td>4.50</td></tr><tr><td>6</td><td>4.47</td></tr><tr><td>7</td><td>4.53</td></tr><tr><td>8</td><td>4.63</td></tr><tr><td>9</td><td>4.57</td></tr><tr><td>10</td><td>4.44</td></tr></tbody></table>	Questionnaire	Rating	1	4.60	2	4.57	3	4.57	4	4.63	5	4.50	6	4.47	7	4.53	8	4.63	9	4.57	10	4.44	<table border="1"><caption>Prof. AIW / Prof. SB - 15ME178</caption><thead><tr><th>Questionnaire</th><th>Rating</th></tr></thead><tbody><tr><td>1</td><td>4.66</td></tr><tr><td>2</td><td>4.70</td></tr><tr><td>3</td><td>4.47</td></tr><tr><td>4</td><td>4.44</td></tr><tr><td>5</td><td>4.33</td></tr><tr><td>6</td><td>4.66</td></tr><tr><td>7</td><td>4.57</td></tr><tr><td>8</td><td>4.77</td></tr><tr><td>9</td><td>4.33</td></tr><tr><td>10</td><td>4.66</td></tr></tbody></table>	Questionnaire	Rating	1	4.66	2	4.70	3	4.47	4	4.44	5	4.33	6	4.66	7	4.57	8	4.77	9	4.33	10	4.66																							
Questionnaire	Rating																																																																																										
1	4.70																																																																																										
2	4.70																																																																																										
3	4.53																																																																																										
4	4.47																																																																																										
5	4.60																																																																																										
6	4.47																																																																																										
7	4.57																																																																																										
8	4.50																																																																																										
9	4.53																																																																																										
10	4.57																																																																																										
Questionnaire	Rating																																																																																										
1	4.60																																																																																										
2	4.57																																																																																										
3	4.57																																																																																										
4	4.63																																																																																										
5	4.50																																																																																										
6	4.47																																																																																										
7	4.53																																																																																										
8	4.63																																																																																										
9	4.57																																																																																										
10	4.44																																																																																										
Questionnaire	Rating																																																																																										
1	4.66																																																																																										
2	4.70																																																																																										
3	4.47																																																																																										
4	4.44																																																																																										
5	4.33																																																																																										
6	4.66																																																																																										
7	4.57																																																																																										
8	4.77																																																																																										
9	4.33																																																																																										
10	4.66																																																																																										

Recommendations

- Graph 9 shows less average for the question 5: Prof. AIW/Prof. SB recommended to solve more problems and create awareness about the industry scenario

*[Handwritten Signature]*  
20/12/2018  
HoD



STUDENT FEEDBACK ON FACULTY - ACADEMIC YEAR 2018-19-7<sup>th</sup>B

Prof. CHETHANA G D - 15ME71	Prof SATHISH H - 15ME72	Prof. RAKESH R - 15ME73	Prof. YOGESH KUMAR K J - 15ME742																																																																																								
<table border="1"> <caption>Prof. CHETHANA G D - 15ME71</caption> <thead> <tr><th>Questionnaire</th><th>Rating</th></tr> </thead> <tbody> <tr><td>1</td><td>4.23</td></tr> <tr><td>2</td><td>4.13</td></tr> <tr><td>3</td><td>4.17</td></tr> <tr><td>4</td><td>4.07</td></tr> <tr><td>5</td><td>4.23</td></tr> <tr><td>6</td><td>4.17</td></tr> <tr><td>7</td><td>4.13</td></tr> <tr><td>8</td><td>4.17</td></tr> <tr><td>9</td><td>4.13</td></tr> <tr><td>10</td><td>4.07</td></tr> </tbody> </table>	Questionnaire	Rating	1	4.23	2	4.13	3	4.17	4	4.07	5	4.23	6	4.17	7	4.13	8	4.17	9	4.13	10	4.07	<table border="1"> <caption>Prof. SATHISH H - 15ME72</caption> <thead> <tr><th>Questionnaire</th><th>Rating</th></tr> </thead> <tbody> <tr><td>1</td><td>4.13</td></tr> <tr><td>2</td><td>4.19</td></tr> <tr><td>3</td><td>4.13</td></tr> <tr><td>4</td><td>3.97</td></tr> <tr><td>5</td><td>4.19</td></tr> <tr><td>6</td><td>4.03</td></tr> <tr><td>7</td><td>4.13</td></tr> <tr><td>8</td><td>4.03</td></tr> <tr><td>9</td><td>4.17</td></tr> <tr><td>10</td><td>4.03</td></tr> </tbody> </table>	Questionnaire	Rating	1	4.13	2	4.19	3	4.13	4	3.97	5	4.19	6	4.03	7	4.13	8	4.03	9	4.17	10	4.03	<table border="1"> <caption>Prof. RAKESH R - 15ME73</caption> <thead> <tr><th>Questionnaire</th><th>Rating</th></tr> </thead> <tbody> <tr><td>1</td><td>4.03</td></tr> <tr><td>2</td><td>4.19</td></tr> <tr><td>3</td><td>4.00</td></tr> <tr><td>4</td><td>4.06</td></tr> <tr><td>5</td><td>4.06</td></tr> <tr><td>6</td><td>3.97</td></tr> <tr><td>7</td><td>4.19</td></tr> <tr><td>8</td><td>3.97</td></tr> <tr><td>9</td><td>4.23</td></tr> <tr><td>10</td><td>3.97</td></tr> </tbody> </table>	Questionnaire	Rating	1	4.03	2	4.19	3	4.00	4	4.06	5	4.06	6	3.97	7	4.19	8	3.97	9	4.23	10	3.97	<table border="1"> <caption>Prof. YOGESH KUMAR K J - 15ME742</caption> <thead> <tr><th>Questionnaire</th><th>Rating</th></tr> </thead> <tbody> <tr><td>1</td><td>4.00</td></tr> <tr><td>2</td><td>4.06</td></tr> <tr><td>3</td><td>4.13</td></tr> <tr><td>4</td><td>4.03</td></tr> <tr><td>5</td><td>4.17</td></tr> <tr><td>6</td><td>4.06</td></tr> <tr><td>7</td><td>4.17</td></tr> <tr><td>8</td><td>4.06</td></tr> <tr><td>9</td><td>4.17</td></tr> <tr><td>10</td><td>4.06</td></tr> </tbody> </table>	Questionnaire	Rating	1	4.00	2	4.06	3	4.13	4	4.03	5	4.17	6	4.06	7	4.17	8	4.06	9	4.17	10	4.06
Questionnaire	Rating																																																																																										
1	4.23																																																																																										
2	4.13																																																																																										
3	4.17																																																																																										
4	4.07																																																																																										
5	4.23																																																																																										
6	4.17																																																																																										
7	4.13																																																																																										
8	4.17																																																																																										
9	4.13																																																																																										
10	4.07																																																																																										
Questionnaire	Rating																																																																																										
1	4.13																																																																																										
2	4.19																																																																																										
3	4.13																																																																																										
4	3.97																																																																																										
5	4.19																																																																																										
6	4.03																																																																																										
7	4.13																																																																																										
8	4.03																																																																																										
9	4.17																																																																																										
10	4.03																																																																																										
Questionnaire	Rating																																																																																										
1	4.03																																																																																										
2	4.19																																																																																										
3	4.00																																																																																										
4	4.06																																																																																										
5	4.06																																																																																										
6	3.97																																																																																										
7	4.19																																																																																										
8	3.97																																																																																										
9	4.23																																																																																										
10	3.97																																																																																										
Questionnaire	Rating																																																																																										
1	4.00																																																																																										
2	4.06																																																																																										
3	4.13																																																																																										
4	4.03																																																																																										
5	4.17																																																																																										
6	4.06																																																																																										
7	4.17																																																																																										
8	4.06																																																																																										
9	4.17																																																																																										
10	4.06																																																																																										
Prof. RAMANANDHAN H S - 15ME754	Prof. SKG / Prof. KP / Prof. AHR - 15MEL77	Prof. AIW / Prof. RR / Prof. SB - 15MEL78																																																																																									
<table border="1"> <caption>Prof. RAMANANDHAN H S - 15ME754</caption> <thead> <tr><th>Questionnaire</th><th>Rating</th></tr> </thead> <tbody> <tr><td>1</td><td>4.10</td></tr> <tr><td>2</td><td>4.06</td></tr> <tr><td>3</td><td>4.10</td></tr> <tr><td>4</td><td>4.00</td></tr> <tr><td>5</td><td>4.13</td></tr> <tr><td>6</td><td>4.03</td></tr> <tr><td>7</td><td>4.06</td></tr> <tr><td>8</td><td>4.06</td></tr> <tr><td>9</td><td>4.23</td></tr> <tr><td>10</td><td>3.97</td></tr> </tbody> </table>	Questionnaire	Rating		1	4.10	2	4.06	3	4.10	4	4.00	5	4.13	6	4.03	7	4.06	8	4.06	9	4.23	10	3.97	<table border="1"> <caption>Prof. SKG / Prof. KP / Prof. AHR - 15MEL77</caption> <thead> <tr><th>Questionnaire</th><th>Rating</th></tr> </thead> <tbody> <tr><td>1</td><td>4.03</td></tr> <tr><td>2</td><td>4.10</td></tr> <tr><td>3</td><td>4.03</td></tr> <tr><td>4</td><td>3.87</td></tr> <tr><td>5</td><td>3.97</td></tr> <tr><td>6</td><td>3.97</td></tr> <tr><td>7</td><td>4.06</td></tr> <tr><td>8</td><td>3.87</td></tr> <tr><td>9</td><td>4.13</td></tr> <tr><td>10</td><td>3.93</td></tr> </tbody> </table>	Questionnaire	Rating	1	4.03	2	4.10	3	4.03	4	3.87	5	3.97	6	3.97	7	4.06	8	3.87	9	4.13	10	3.93	<table border="1"> <caption>Prof. AIW / Prof. RR / Prof. SB - 15MEL78</caption> <thead> <tr><th>Questionnaire</th><th>Rating</th></tr> </thead> <tbody> <tr><td>1</td><td>3.97</td></tr> <tr><td>2</td><td>4.00</td></tr> <tr><td>3</td><td>4.06</td></tr> <tr><td>4</td><td>4.00</td></tr> <tr><td>5</td><td>4.16</td></tr> <tr><td>6</td><td>4.00</td></tr> <tr><td>7</td><td>4.13</td></tr> <tr><td>8</td><td>3.93</td></tr> <tr><td>9</td><td>4.23</td></tr> <tr><td>10</td><td>4.00</td></tr> </tbody> </table>	Questionnaire	Rating	1	3.97	2	4.00	3	4.06	4	4.00	5	4.16	6	4.00	7	4.13	8	3.93	9	4.23	10	4.00																						
Questionnaire	Rating																																																																																										
1	4.10																																																																																										
2	4.06																																																																																										
3	4.10																																																																																										
4	4.00																																																																																										
5	4.13																																																																																										
6	4.03																																																																																										
7	4.06																																																																																										
8	4.06																																																																																										
9	4.23																																																																																										
10	3.97																																																																																										
Questionnaire	Rating																																																																																										
1	4.03																																																																																										
2	4.10																																																																																										
3	4.03																																																																																										
4	3.87																																																																																										
5	3.97																																																																																										
6	3.97																																																																																										
7	4.06																																																																																										
8	3.87																																																																																										
9	4.13																																																																																										
10	3.93																																																																																										
Questionnaire	Rating																																																																																										
1	3.97																																																																																										
2	4.00																																																																																										
3	4.06																																																																																										
4	4.00																																																																																										
5	4.16																																																																																										
6	4.00																																																																																										
7	4.13																																																																																										
8	3.93																																																																																										
9	4.23																																																																																										
10	4.00																																																																																										

Recommendations

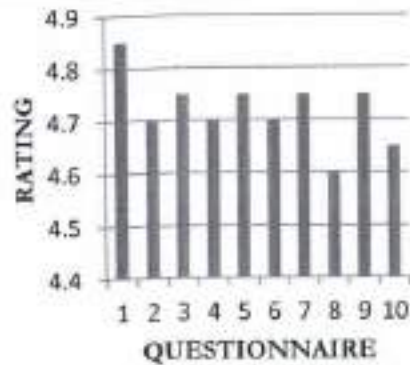
- Graph 2 shows less average for the question 4: Prof.SH recommended to teach to take subject related models to create interest in learning
- Graph 8 shows less average for the question 8: Prof. SKG/KP/AHR recommended to be to make themselves available after classes to students

*[Handwritten Signature]*  
20/12/2018  
HoD

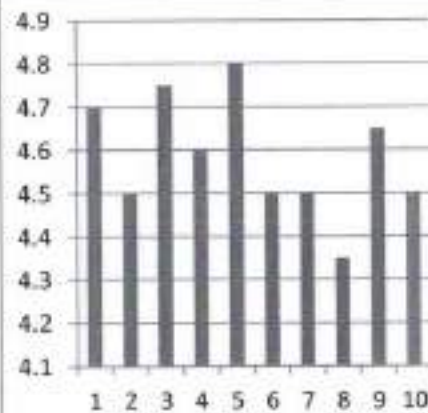


STUDENT FEEDBACK ON FACULTY - ACADEMIC YEAR 2018-19-4<sup>th</sup> A

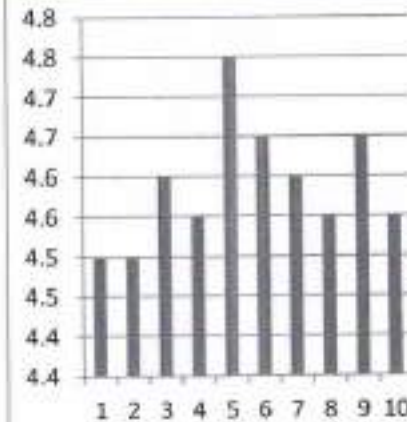
Prof.Purushotham S - 17MAT41



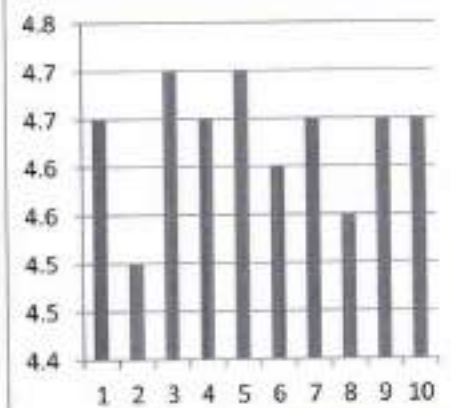
Prof. Ravi Kumar K S - 17ME42



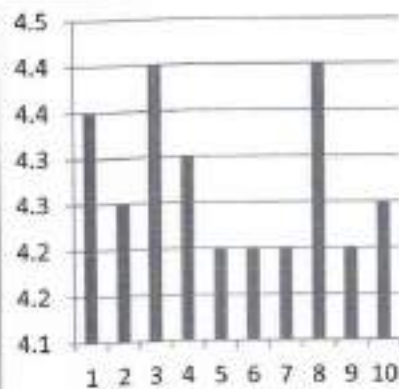
Prof. Chethana G D - 17ME43



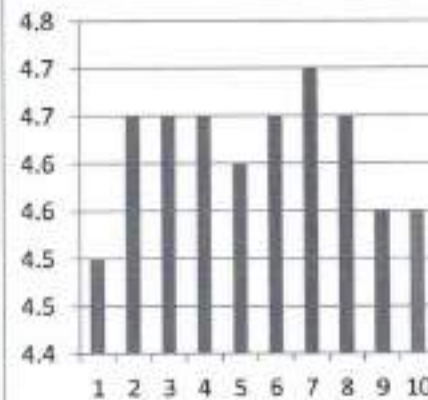
Prof. Sathish H - 17ME44



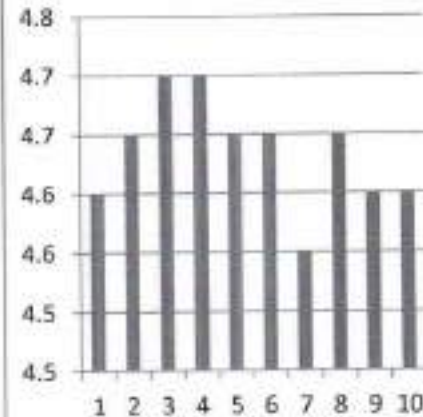
Prof. B Harish - 17ME45A



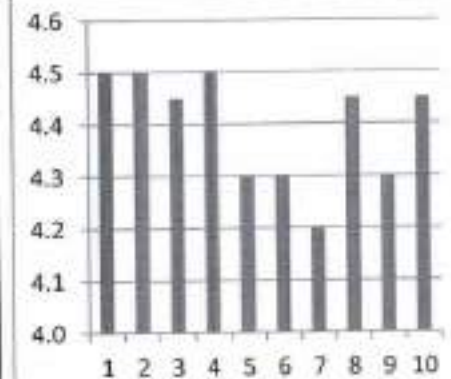
Prof. PBP/RR/Prof. MS - 17ME46A



Prof. SKG / Prof. RHS - 17MEL47A



Prof. GCR/Prof. KP - 17MEL48A



Recommendations

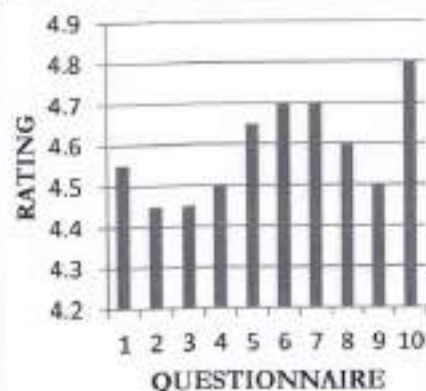
- Graph 8 shows less average for the question 7: Prof. GCR/KP recommended to be regular and punctual to the classes
- Graph 5 shows less average for the question 5,6 & 7: Prof. BH recommended to be to give more practical examples while teaching the subject

*AS*  
12/07/2019  
HoD

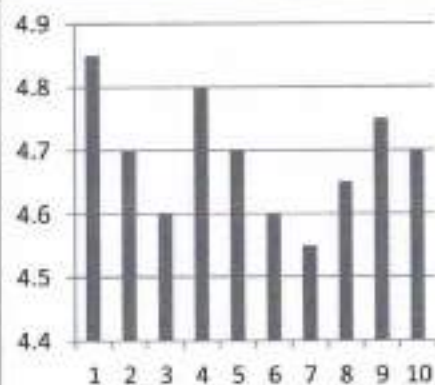


STUDENT FEEDBACK ON FACULTY - ACADEMIC YEAR 2018-19-4<sup>th</sup> B

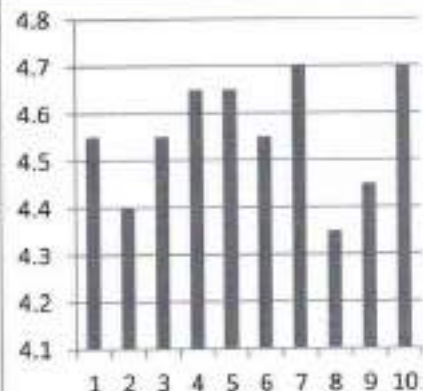
Prof. AKM - 17MAT41



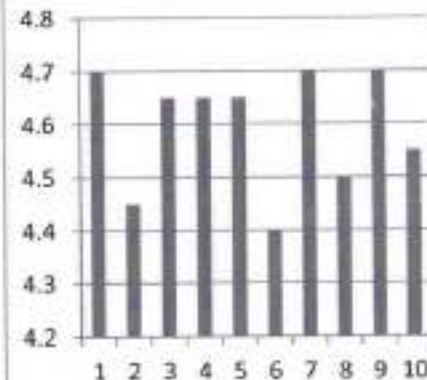
Prof. Santhosh K G - 17ME42



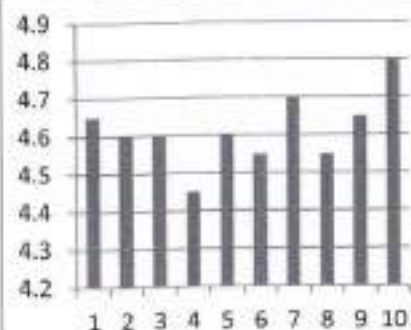
Prof. Punceth Kumar S B - 17ME43



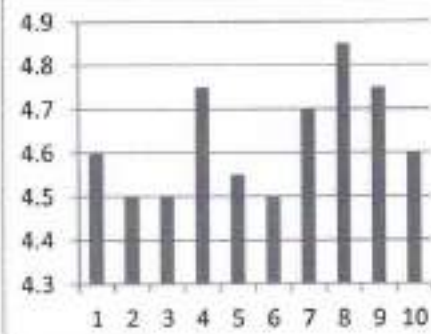
Prof. Panduranga B P - 17ME44



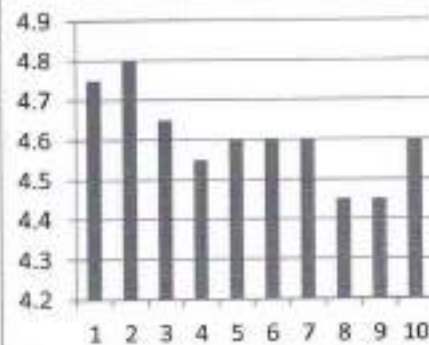
Prof. Anil M M - 17ME45B



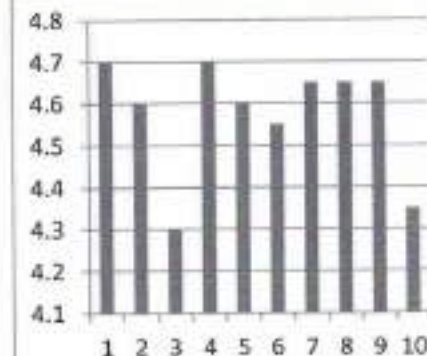
Prof. Purushotham S - 17ME46B



Prof. AIW / Prof. ASR - 17MEL47B



Prof. AIW / Prof. ASR - 17MEL47B



Recommendations

- Graph 3 shows less average for the question 8: Prof. PSB recommended to be available to the students after the classes
- Graph 8 shows less average for the question 3: Prof. AIW & Prof. ASR use of ICT tools to teach which helps communicate and present effectively

*[Handwritten Signature]*  
12/07/2019  
HoD



STUDENT FEEDBACK ON FACULTY - ACADEMIC YEAR 2018-19-4<sup>th</sup>C

Prof. NK - 17MAT41	Prof. Purushotham S - 17ME42	Prof. Mallikarjuna S - 17ME43	Prof. Chethana G D - 17ME44																																																																																								
<table border="1"><caption>Prof. NK - 17MAT41</caption><thead><tr><th>Questionnaire</th><th>Rating</th></tr></thead><tbody><tr><td>1</td><td>4.35</td></tr><tr><td>2</td><td>4.30</td></tr><tr><td>3</td><td>4.55</td></tr><tr><td>4</td><td>4.55</td></tr><tr><td>5</td><td>4.45</td></tr><tr><td>6</td><td>4.30</td></tr><tr><td>7</td><td>4.40</td></tr><tr><td>8</td><td>4.40</td></tr><tr><td>9</td><td>4.45</td></tr><tr><td>10</td><td>4.50</td></tr></tbody></table>	Questionnaire	Rating	1	4.35	2	4.30	3	4.55	4	4.55	5	4.45	6	4.30	7	4.40	8	4.40	9	4.45	10	4.50	<table border="1"><caption>Prof. Purushotham S - 17ME42</caption><thead><tr><th>Questionnaire</th><th>Rating</th></tr></thead><tbody><tr><td>1</td><td>4.45</td></tr><tr><td>2</td><td>4.30</td></tr><tr><td>3</td><td>4.50</td></tr><tr><td>4</td><td>4.30</td></tr><tr><td>5</td><td>4.75</td></tr><tr><td>6</td><td>4.35</td></tr><tr><td>7</td><td>4.55</td></tr><tr><td>8</td><td>4.20</td></tr><tr><td>9</td><td>4.50</td></tr><tr><td>10</td><td>4.45</td></tr></tbody></table>	Questionnaire	Rating	1	4.45	2	4.30	3	4.50	4	4.30	5	4.75	6	4.35	7	4.55	8	4.20	9	4.50	10	4.45	<table border="1"><caption>Prof. Mallikarjuna S - 17ME43</caption><thead><tr><th>Questionnaire</th><th>Rating</th></tr></thead><tbody><tr><td>1</td><td>4.10</td></tr><tr><td>2</td><td>4.15</td></tr><tr><td>3</td><td>4.55</td></tr><tr><td>4</td><td>4.40</td></tr><tr><td>5</td><td>4.55</td></tr><tr><td>6</td><td>4.20</td></tr><tr><td>7</td><td>4.35</td></tr><tr><td>8</td><td>4.45</td></tr><tr><td>9</td><td>4.40</td></tr><tr><td>10</td><td>4.55</td></tr></tbody></table>	Questionnaire	Rating	1	4.10	2	4.15	3	4.55	4	4.40	5	4.55	6	4.20	7	4.35	8	4.45	9	4.40	10	4.55	<table border="1"><caption>Prof. Chethana G D - 17ME44</caption><thead><tr><th>Questionnaire</th><th>Rating</th></tr></thead><tbody><tr><td>1</td><td>4.25</td></tr><tr><td>2</td><td>4.15</td></tr><tr><td>3</td><td>4.45</td></tr><tr><td>4</td><td>4.25</td></tr><tr><td>5</td><td>4.45</td></tr><tr><td>6</td><td>4.30</td></tr><tr><td>7</td><td>4.35</td></tr><tr><td>8</td><td>4.40</td></tr><tr><td>9</td><td>4.45</td></tr><tr><td>10</td><td>4.50</td></tr></tbody></table>	Questionnaire	Rating	1	4.25	2	4.15	3	4.45	4	4.25	5	4.45	6	4.30	7	4.35	8	4.40	9	4.45	10	4.50
Questionnaire	Rating																																																																																										
1	4.35																																																																																										
2	4.30																																																																																										
3	4.55																																																																																										
4	4.55																																																																																										
5	4.45																																																																																										
6	4.30																																																																																										
7	4.40																																																																																										
8	4.40																																																																																										
9	4.45																																																																																										
10	4.50																																																																																										
Questionnaire	Rating																																																																																										
1	4.45																																																																																										
2	4.30																																																																																										
3	4.50																																																																																										
4	4.30																																																																																										
5	4.75																																																																																										
6	4.35																																																																																										
7	4.55																																																																																										
8	4.20																																																																																										
9	4.50																																																																																										
10	4.45																																																																																										
Questionnaire	Rating																																																																																										
1	4.10																																																																																										
2	4.15																																																																																										
3	4.55																																																																																										
4	4.40																																																																																										
5	4.55																																																																																										
6	4.20																																																																																										
7	4.35																																																																																										
8	4.45																																																																																										
9	4.40																																																																																										
10	4.55																																																																																										
Questionnaire	Rating																																																																																										
1	4.25																																																																																										
2	4.15																																																																																										
3	4.45																																																																																										
4	4.25																																																																																										
5	4.45																																																																																										
6	4.30																																																																																										
7	4.35																																																																																										
8	4.40																																																																																										
9	4.45																																																																																										
10	4.50																																																																																										
Prof. G C Ramesh - 17ME45B	Prof. Raghu S - 17ME46B	Prof. RS / Prof. SB - 17MEL47B	Prof. GSK / Prof. AMM - 17MEL48B																																																																																								
<table border="1"><caption>Prof. G C Ramesh - 17ME45B</caption><thead><tr><th>Questionnaire</th><th>Rating</th></tr></thead><tbody><tr><td>1</td><td>4.15</td></tr><tr><td>2</td><td>4.15</td></tr><tr><td>3</td><td>4.35</td></tr><tr><td>4</td><td>4.10</td></tr><tr><td>5</td><td>4.45</td></tr><tr><td>6</td><td>4.35</td></tr><tr><td>7</td><td>4.30</td></tr><tr><td>8</td><td>4.35</td></tr><tr><td>9</td><td>4.55</td></tr><tr><td>10</td><td>4.50</td></tr></tbody></table>	Questionnaire	Rating	1	4.15	2	4.15	3	4.35	4	4.10	5	4.45	6	4.35	7	4.30	8	4.35	9	4.55	10	4.50	<table border="1"><caption>Prof. Raghu S - 17ME46B</caption><thead><tr><th>Questionnaire</th><th>Rating</th></tr></thead><tbody><tr><td>1</td><td>4.45</td></tr><tr><td>2</td><td>4.40</td></tr><tr><td>3</td><td>4.40</td></tr><tr><td>4</td><td>4.50</td></tr><tr><td>5</td><td>4.70</td></tr><tr><td>6</td><td>4.35</td></tr><tr><td>7</td><td>4.50</td></tr><tr><td>8</td><td>4.45</td></tr><tr><td>9</td><td>4.65</td></tr><tr><td>10</td><td>4.55</td></tr></tbody></table>	Questionnaire	Rating	1	4.45	2	4.40	3	4.40	4	4.50	5	4.70	6	4.35	7	4.50	8	4.45	9	4.65	10	4.55	<table border="1"><caption>Prof. RS / Prof. SB - 17MEL47B</caption><thead><tr><th>Questionnaire</th><th>Rating</th></tr></thead><tbody><tr><td>1</td><td>4.20</td></tr><tr><td>2</td><td>4.40</td></tr><tr><td>3</td><td>4.40</td></tr><tr><td>4</td><td>4.55</td></tr><tr><td>5</td><td>4.65</td></tr><tr><td>6</td><td>4.20</td></tr><tr><td>7</td><td>4.25</td></tr><tr><td>8</td><td>4.20</td></tr><tr><td>9</td><td>4.45</td></tr><tr><td>10</td><td>4.25</td></tr></tbody></table>	Questionnaire	Rating	1	4.20	2	4.40	3	4.40	4	4.55	5	4.65	6	4.20	7	4.25	8	4.20	9	4.45	10	4.25	<table border="1"><caption>Prof. GSK / Prof. AMM - 17MEL48B</caption><thead><tr><th>Questionnaire</th><th>Rating</th></tr></thead><tbody><tr><td>1</td><td>4.40</td></tr><tr><td>2</td><td>4.25</td></tr><tr><td>3</td><td>4.35</td></tr><tr><td>4</td><td>4.30</td></tr><tr><td>5</td><td>4.55</td></tr><tr><td>6</td><td>4.10</td></tr><tr><td>7</td><td>4.25</td></tr><tr><td>8</td><td>4.10</td></tr><tr><td>9</td><td>4.25</td></tr><tr><td>10</td><td>4.35</td></tr></tbody></table>	Questionnaire	Rating	1	4.40	2	4.25	3	4.35	4	4.30	5	4.55	6	4.10	7	4.25	8	4.10	9	4.25	10	4.35
Questionnaire	Rating																																																																																										
1	4.15																																																																																										
2	4.15																																																																																										
3	4.35																																																																																										
4	4.10																																																																																										
5	4.45																																																																																										
6	4.35																																																																																										
7	4.30																																																																																										
8	4.35																																																																																										
9	4.55																																																																																										
10	4.50																																																																																										
Questionnaire	Rating																																																																																										
1	4.45																																																																																										
2	4.40																																																																																										
3	4.40																																																																																										
4	4.50																																																																																										
5	4.70																																																																																										
6	4.35																																																																																										
7	4.50																																																																																										
8	4.45																																																																																										
9	4.65																																																																																										
10	4.55																																																																																										
Questionnaire	Rating																																																																																										
1	4.20																																																																																										
2	4.40																																																																																										
3	4.40																																																																																										
4	4.55																																																																																										
5	4.65																																																																																										
6	4.20																																																																																										
7	4.25																																																																																										
8	4.20																																																																																										
9	4.45																																																																																										
10	4.25																																																																																										
Questionnaire	Rating																																																																																										
1	4.40																																																																																										
2	4.25																																																																																										
3	4.35																																																																																										
4	4.30																																																																																										
5	4.55																																																																																										
6	4.10																																																																																										
7	4.25																																																																																										
8	4.10																																																																																										
9	4.25																																																																																										
10	4.35																																																																																										

Recommendations

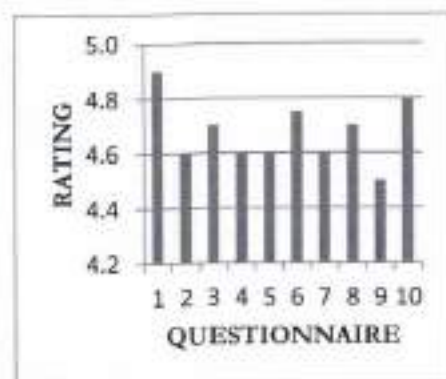
- Graph 5 shows less average for the question 4: Prof. GCR recommended to include more practical examples & Illustrations during lecturing
- Graph 8 shows less average for the question 6 & 8: Prof. GSK & Prof. AMM to be regular to the class and be available to the students after class

*Prof. RS*  
*12/07/2019*  
HoD

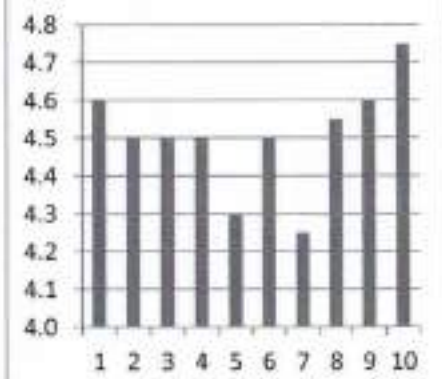


STUDENT FEEDBACK ON FACULTY - ACADEMIC YEAR 2018-19-6<sup>th</sup>A

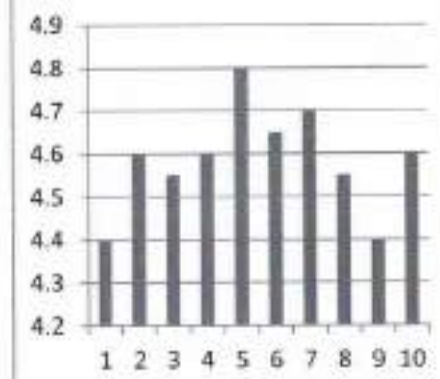
Prof. YOGESH KUMAR K J - 15ME61



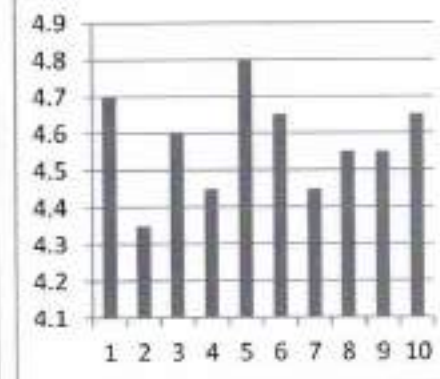
Prof. ADANNA I W - 15ME62



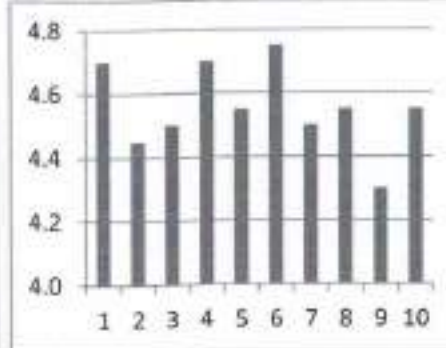
Prof. PANDURANGA B P - 15ME63



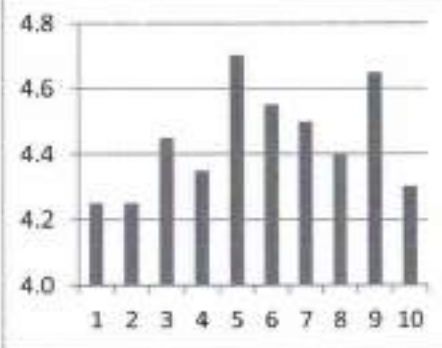
Prof. ABHILASH M -15ME64



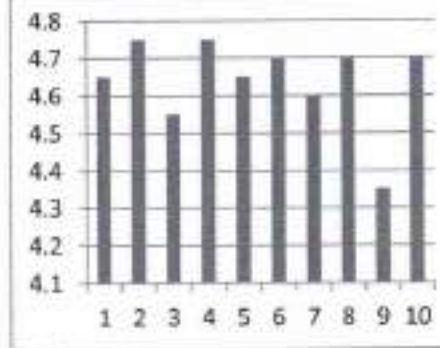
Prof. KRISHNAPRASAD S - 15E465



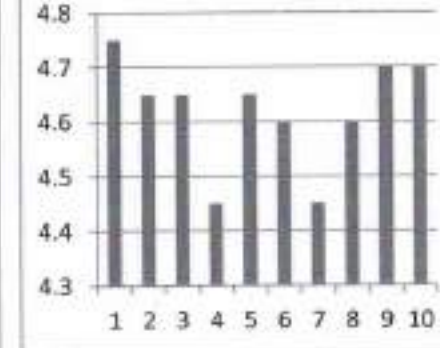
Prof. B HARISH -15ME664



Prof. PBP / Prof. CGD - 15MEL67



Prof. YKJ / Prof. AM - 15MEL68



Recommendations

- Graph 5 shows less average for the question 9: Prof. KP recommended to make students aware of the course outcomes topic wise
- Graph 2 shows less average for the question 7: Prof. AIW to be regular to the classes

9/1  
12/07/2019  
HoD



**STUDENT FEEDBACK ON FACULTY - ACADEMIC YEAR 2018-19-6<sup>th</sup>B**

Prof. Ravikumar K S - 15ME61	Prof. Mohamed Maaz Rehan -15ME62	Prof. Puneeth Kumar S B - 15ME63	Prof. Santhosh K G - 15ME64																																																																																								
<table border="1"> <caption>Prof. Ravikumar K S - 15ME61</caption> <tr><th>Q</th><td>1</td><td>2</td><td>3</td><td>4</td><td>5</td><td>6</td><td>7</td><td>8</td><td>9</td><td>10</td></tr> <tr><th>R</th><td>4.8</td><td>4.5</td><td>4.45</td><td>4.65</td><td>4.4</td><td>4.4</td><td>4.5</td><td>4.55</td><td>4.35</td><td>4.8</td></tr> </table>	Q	1	2	3	4	5	6	7	8	9	10	R	4.8	4.5	4.45	4.65	4.4	4.4	4.5	4.55	4.35	4.8	<table border="1"> <caption>Prof. Mohamed Maaz Rehan -15ME62</caption> <tr><th>Q</th><td>1</td><td>2</td><td>3</td><td>4</td><td>5</td><td>6</td><td>7</td><td>8</td><td>9</td><td>10</td></tr> <tr><th>R</th><td>4.8</td><td>4.5</td><td>4.6</td><td>4.4</td><td>4.45</td><td>4.65</td><td>4.6</td><td>4.45</td><td>4.55</td><td>4.7</td></tr> </table>	Q	1	2	3	4	5	6	7	8	9	10	R	4.8	4.5	4.6	4.4	4.45	4.65	4.6	4.45	4.55	4.7	<table border="1"> <caption>Prof. Puneeth Kumar S B - 15ME63</caption> <tr><th>Q</th><td>1</td><td>2</td><td>3</td><td>4</td><td>5</td><td>6</td><td>7</td><td>8</td><td>9</td><td>10</td></tr> <tr><th>R</th><td>4.7</td><td>4.7</td><td>4.5</td><td>4.5</td><td>4.7</td><td>4.6</td><td>4.7</td><td>4.7</td><td>4.5</td><td>4.7</td></tr> </table>	Q	1	2	3	4	5	6	7	8	9	10	R	4.7	4.7	4.5	4.5	4.7	4.6	4.7	4.7	4.5	4.7	<table border="1"> <caption>Prof. Santhosh K G - 15ME64</caption> <tr><th>Q</th><td>1</td><td>2</td><td>3</td><td>4</td><td>5</td><td>6</td><td>7</td><td>8</td><td>9</td><td>10</td></tr> <tr><th>R</th><td>4.6</td><td>4.5</td><td>4.55</td><td>4.5</td><td>4.55</td><td>4.8</td><td>4.5</td><td>4.85</td><td>4.65</td><td>4.6</td></tr> </table>	Q	1	2	3	4	5	6	7	8	9	10	R	4.6	4.5	4.55	4.5	4.55	4.8	4.5	4.85	4.65	4.6
Q	1	2	3	4	5	6	7	8	9	10																																																																																	
R	4.8	4.5	4.45	4.65	4.4	4.4	4.5	4.55	4.35	4.8																																																																																	
Q	1	2	3	4	5	6	7	8	9	10																																																																																	
R	4.8	4.5	4.6	4.4	4.45	4.65	4.6	4.45	4.55	4.7																																																																																	
Q	1	2	3	4	5	6	7	8	9	10																																																																																	
R	4.7	4.7	4.5	4.5	4.7	4.6	4.7	4.7	4.5	4.7																																																																																	
Q	1	2	3	4	5	6	7	8	9	10																																																																																	
R	4.6	4.5	4.55	4.5	4.55	4.8	4.5	4.85	4.65	4.6																																																																																	
Prof. Ramanandan H S - 15ME655	Prof. Abhishek H R - 15ME664	Prof. PSB / Prof. RR - 15ME67	Prof. RKS / Prof. AHR - 15ME68																																																																																								
<table border="1"> <caption>Prof. Ramanandan H S - 15ME655</caption> <tr><th>Q</th><td>1</td><td>2</td><td>3</td><td>4</td><td>5</td><td>6</td><td>7</td><td>8</td><td>9</td><td>10</td></tr> <tr><th>R</th><td>4.55</td><td>4.6</td><td>4.5</td><td>4.7</td><td>4.7</td><td>4.6</td><td>4.4</td><td>4.4</td><td>4.75</td><td>4.75</td></tr> </table>	Q	1	2	3	4	5	6	7	8	9	10	R	4.55	4.6	4.5	4.7	4.7	4.6	4.4	4.4	4.75	4.75	<table border="1"> <caption>Prof. Abhishek H R - 15ME664</caption> <tr><th>Q</th><td>1</td><td>2</td><td>3</td><td>4</td><td>5</td><td>6</td><td>7</td><td>8</td><td>9</td><td>10</td></tr> <tr><th>R</th><td>4.4</td><td>4.45</td><td>4.55</td><td>4.4</td><td>4.55</td><td>4.65</td><td>4.45</td><td>4.5</td><td>4.55</td><td>4.65</td></tr> </table>	Q	1	2	3	4	5	6	7	8	9	10	R	4.4	4.45	4.55	4.4	4.55	4.65	4.45	4.5	4.55	4.65	<table border="1"> <caption>Prof. PSB / Prof. RR - 15ME67</caption> <tr><th>Q</th><td>1</td><td>2</td><td>3</td><td>4</td><td>5</td><td>6</td><td>7</td><td>8</td><td>9</td><td>10</td></tr> <tr><th>R</th><td>4.55</td><td>4.55</td><td>4.6</td><td>4.6</td><td>4.6</td><td>4.35</td><td>4.55</td><td>4.65</td><td>4.4</td><td>4.4</td></tr> </table>	Q	1	2	3	4	5	6	7	8	9	10	R	4.55	4.55	4.6	4.6	4.6	4.35	4.55	4.65	4.4	4.4	<table border="1"> <caption>Prof. RKS / Prof. AHR - 15ME68</caption> <tr><th>Q</th><td>1</td><td>2</td><td>3</td><td>4</td><td>5</td><td>6</td><td>7</td><td>8</td><td>9</td><td>10</td></tr> <tr><th>R</th><td>4.5</td><td>4.25</td><td>4.5</td><td>4.55</td><td>4.5</td><td>4.35</td><td>4.65</td><td>4.45</td><td>4.7</td><td>4.7</td></tr> </table>	Q	1	2	3	4	5	6	7	8	9	10	R	4.5	4.25	4.5	4.55	4.5	4.35	4.65	4.45	4.7	4.7
Q	1	2	3	4	5	6	7	8	9	10																																																																																	
R	4.55	4.6	4.5	4.7	4.7	4.6	4.4	4.4	4.75	4.75																																																																																	
Q	1	2	3	4	5	6	7	8	9	10																																																																																	
R	4.4	4.45	4.55	4.4	4.55	4.65	4.45	4.5	4.55	4.65																																																																																	
Q	1	2	3	4	5	6	7	8	9	10																																																																																	
R	4.55	4.55	4.6	4.6	4.6	4.35	4.55	4.65	4.4	4.4																																																																																	
Q	1	2	3	4	5	6	7	8	9	10																																																																																	
R	4.5	4.25	4.5	4.55	4.5	4.35	4.65	4.45	4.7	4.7																																																																																	

**Recommendations**

➤ Graph 7 shows less average for the question 6: Prof. PSB/RR recommended to enforce class rules fairly and consistently

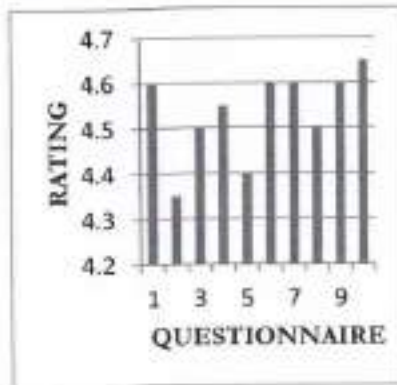
*[Handwritten Signature]*  
 12/7/2019  
**HoD**



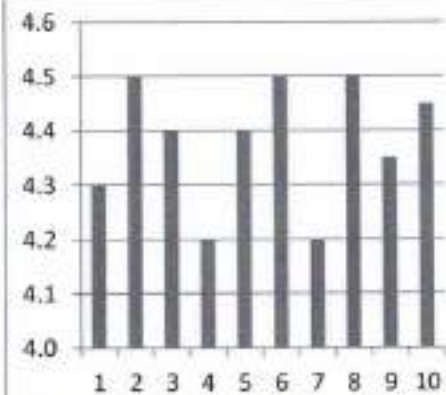


STUDENT FEEDBACK ON FACULTY - ACADEMIC YEAR 2018-19-6<sup>th</sup>C

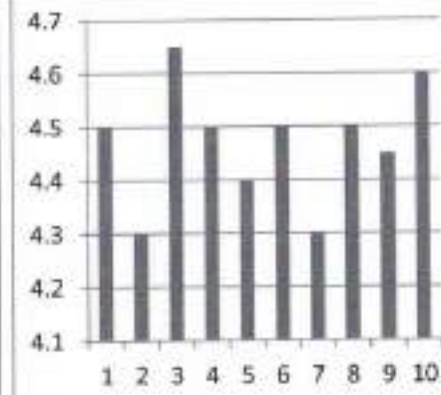
Prof. SATHISH H - 15ME61



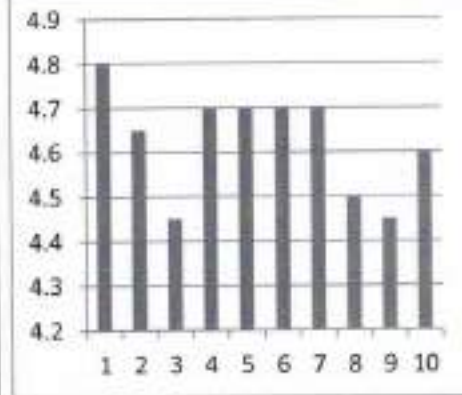
Prof. G C RAMESH -15ME62



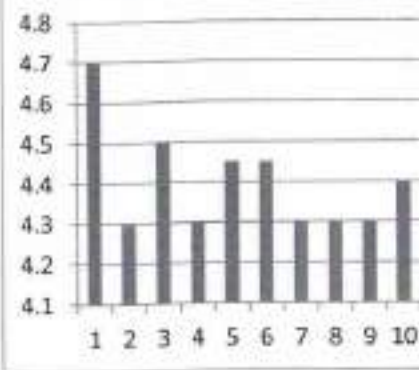
Prof. MALLIKARJUNA - 15ME63



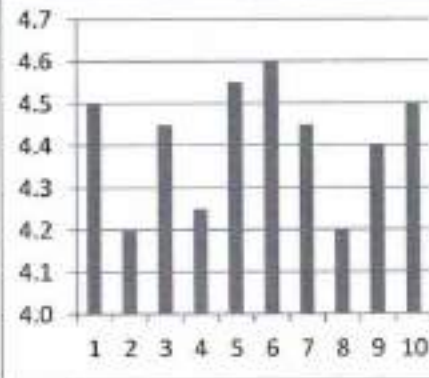
Prof. YOGESH KUMAR K J - 15ME64



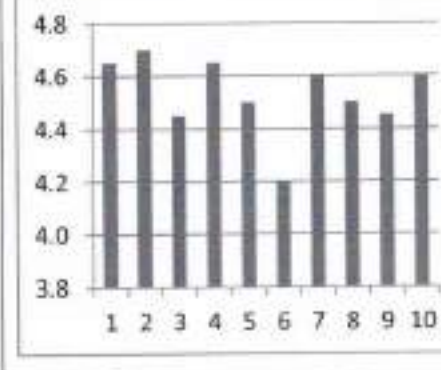
Prof. KISHAN G S - 15ME655



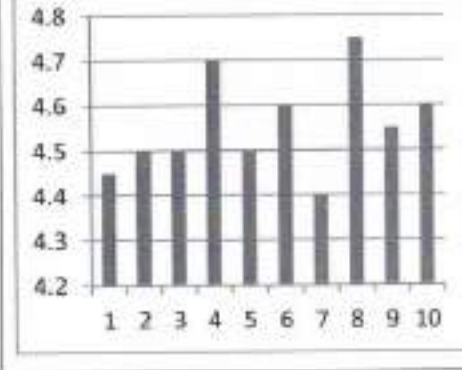
Prof. SACHIN B - 15ME664



Prof. MALLIKARJUN - 15MEL67



Prof. SH / Prof. PS -15MEL68



Recommendations

- Graph 6 shows less average for the question 8: Prof. SB recommended to provide adequate office hours or other means of contact to students
- Graph 2 shows less average for the question 4: Prof. GCR recommended to foster a positive environment

*(Handwritten signature)*  
 12/07/2019

HoD

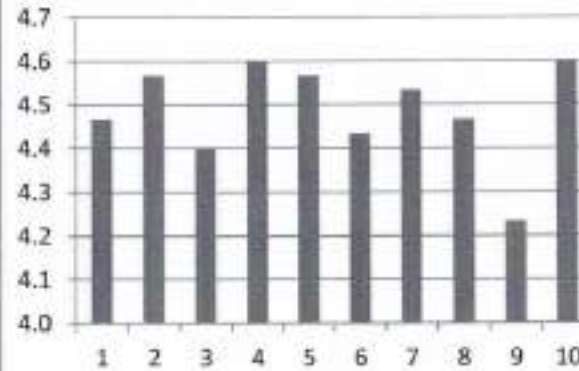


### STUDENT FEEDBACK ON FACULTY - ACADEMIC YEAR 2018-19-8<sup>th</sup> A

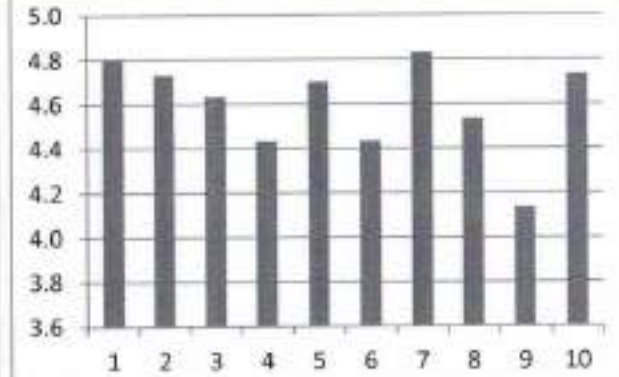
Prof. Adanna I W - 15ME81



Prof. Y D Chethan - 15ME82



Prof. Sachin B - 15ME835



#### Recommendations

➤ Graph 2 shows less average for the question 9: Prof. YDC recommended to educate students about course outcomes topic wise

*[Handwritten Signature]*  
14/07/2019  
HoD

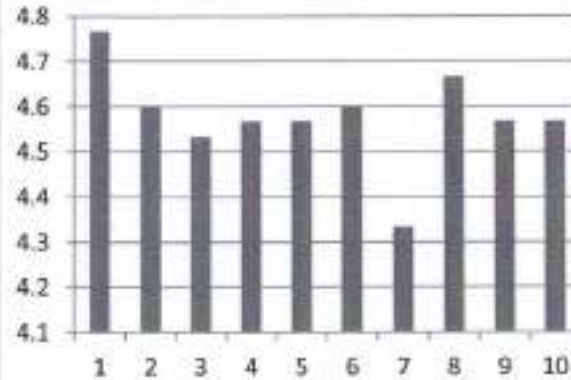


STUDENT FEEDBACK ON FACULTY - ACADEMIC YEAR 2018-19-8<sup>th</sup> B

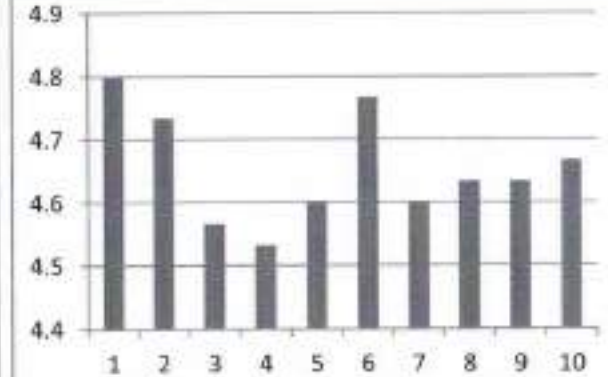
Prof. Godfrey Devaputra - 15ME81



Dr. Mohamed Khaisat - 15ME82



Prof. Ramanandan H S -15ME835



Recommendations

➤ Graph 1 shows less average for the question 6: Prof. GD recommended recommended to enforce class rules fairly and consistently

*[Handwritten Signature]*  
12/07/2019  
HoD



**MAHARAJA INSTITUTE OF TECHNOLOGY MYSORE**  
**BELAWADI, SRIRANGAPATNA TQ, MANDYA**  
**Department of MCA**



**Feedback Report (Alumni, Parent Faculty, and Student)**

The institute aims to offer the best possible environment and learning experience to encourage students to perform to their full potential for academic achievement.

Students, teachers, parents and alumni play an important role in the evaluation, development and enhancement of the quality of this learning experience. Feedback from students, teachers, parents and alumni helps the college to evaluate how its service policies and make changes as per stakeholders requirements.

The Feedback Process has put an emphasis on the need for involvement of students in the quality assurance of higher education. Student involvement requires that students should act as a collaborators in, rather than merely passive receivers of, teaching and learning process.

All the stakeholders' feedback data was collected and analyzed as per the following tables from the academic year 2018-19.

**STUDENTS/ALUMNI FEEDBACK**

**FORM A: FEEDBACK ON QUALITY OF PROGRAM BY STUDENTS/ALUMNI**

S/L	Parameters	A	B	C	D
1.	Depth of the course content including project work if any				
2.	Extent of coverage of courses				
3.	Employment orientation in the curriculum				
4.	Topics for competitive examinations included in the syllabus				
5.	Applicability/relevance to real life situation				
6.	Learning values (in terms of knowledge, concepts, manual skills, analytical abilities and broadening perspectives)				

7.	Research orientation obtained during the program				
8.	Clarity and relevance of textual reading material				
9.	Internal evaluation methods				
10.	Institutional efforts to orient on its vision and mission				
11.	Overall rating				
<b>A: Very good , B: Good, C: Satisfactory, D: Unsatisfactory</b>					

The responses received from the respondents are presented in table for the year 2018-19

<b>2018-19</b>	<b>Q1</b>	<b>Q2</b>	<b>Q3</b>	<b>Q4</b>	<b>Q5</b>	<b>Q6</b>	<b>Q7</b>	<b>Q8</b>	<b>Q9</b>	<b>Q10</b>	<b>Q11</b>
% of Students Rating 4	59	45.0	47.2	38.5	43.7	42.2	42.3	38.8	47.7	40.3	47.8
% of Students Rating 3	33.3	33.0	35.6	46.4	31.5	37.8	18.5	42.2	36.2	40.3	40.5
% of Students Rating 2	6.4	15.3	7.7	6.8	13.6	15.8	13.0	16.1	12.7	11.8	13.7
% of Students Rating 1	0.0	5.4	0.0	5.5	3.9	2.4	2.0	3.6	5.9	4.2	2.7

**Report:**

In terms of the score, the average performance was found ranging from good to excellent. But it was noticed that, Research orientation obtained during the program was average. There was scope for improvement in terms of score was noticed in few Parameters as the score can be improved for excellent grade.

**STUDENTS/ALUMNI FEEDBACK  
FORM B: INSTITUTIONAL EVALUATION BY STUDENTS/ALUMNI**

S/L	Parameters	A	B	C	D
1.	Library Facilities				
2.	Computer/Internet/ICT Facilities				
3.	Career Guidance and Placement Activities				
4.	Co-curricular and Extra-curricular activities				
5.	Office and Administration				
6.	Reprographic Facility				
7.	Canteen				
8.	Basic Amenities				
9.	Sports facility				
10.	Cleanliness of campus				
11.	Overall opinion about the college				
<b>A: Very good, B: Good, C: Satisfactory, D: Unsatisfactory</b>					

The responses received from the respondents are presented in table for the year 2018-19

2018-19	Q1	Q2	Q3	Q4	Q5	Q6	Q7	Q8	Q9	Q10	Q11
<b>Average of Rating</b>	<b>3.52</b>	<b>3.3</b>	<b>3.35</b>	<b>3.26</b>	<b>3.22</b>	<b>3.1</b>	<b>2.8</b>	<b>3.23</b>	<b>3.22</b>	<b>3.35</b>	<b>3.35</b>
% of Students Rating 4	63.5	44.3	52.3	38.6	44.8	42.9	41.6	32.9	49.5	38.2	49.8
% of Students Rating 3	32.6	36.2	34.2	41.6	33.6	37.8	16.3	38.6	30.5	38.3	41.9
% of Students Rating 2	5.8	17.9	13.8	7.5	12.6	14.9	12.5	16.2	13.1	16.7	19.2
% of Students Rating 1	0.0	5.3	0.0	6.4	5.2	2.3	26.0	3.6	4.9	4.8	2.9

**Report:**

In terms of the score, the average performance was found ranging from good to excellent. But it was noticed that, Research orientation obtained during the program was average. There was scope for improvement in terms of score was noticed in few Parameters as the score can be improved for excellent grade.

## EMPLOYER FEEDBACK

S/L	Parameters	A	B	C	D
1	Subject knowledge of the graduate working in your organization.				
2	Competency level				
3	Adequacy of skill				
4	Job Fit				
5	Adequacy of curriculum				
6	Target Orientation				
7	Quest for new learning				
8	Ability to relate theory to practice				
9	Group Dynamics				
10	Communication and Attitude				
11	Overall rating				
<b>A - Very Good, B - Good, C - Satisfactory, D - Scope for Improvement</b>					

The responses received from the respondents are presented in table for the year 2018-19.

2018-19	Q1	Q2	Q3	Q4	Q5	Q6	Q7	Q8	Q9	Q10	Q11
<b>Average of Rating</b>	<b>3.5</b>	<b>3.25</b>	<b>3.25</b>	<b>3.32</b>	<b>3.34</b>	<b>3.4</b>	<b>2.68</b>	<b>3.3</b>	<b>3.35</b>	<b>3.23</b>	<b>3.33</b>
% of EMPLOYER Rating 4	42	33	31	33	35	33	35	28	35	32	33
% of EMPLOYER Rating 3	29	29	24	33	39	28	17	33	25	28	33
% of EMPLOYER Rating 2	5	17	17	5	13	15	13	14	11	11	9
% of EMPLOYER Rating 1	0	2	0	5	3	2	14	6	3	4	4

### Report:

In terms of the score, the average performance was found ranging from good to excellent. But it was noticed that, Research orientation obtained during the program was average. There was scope for improvement in terms of score was noticed in few Parameters as the score can be improved for excellent grade.

## PARENTS FEEDBACK

We have designed general feedback form for the parents which include few parameters about the curriculum designed by university. The feedback from parents is given in the following tables. We collected feedback from parents through Parents-Teacher Meet.

### FORM D: PARENTS FEEDBACK FORM ON CURRICULUM

You may rate your responses as 5- Excellent, 4- Very Good, 3 – Good, 2- Average, 1- Poor

S/L	Question	5	4	3	2	1	If Average or poor the changes suggested
1.	How do you rate the availability of the text and reference books in the market?						
2.	How do you rate the treatment of the students by the faculty irrespective of the background of the student (Gender, cast, community, creed etc.) in teaching and evaluation?						
3.	How do you rate the ambience of the college for effective delivery of the academic process?						
4.	How do rate the courses in terms of their relevance to the latest and/or future technologies?						
5.	How do you rate the programs based on the comfort of your son/daughter in coping with the workload?						
6.	How do you rate the quality of the teaching in the Institution?						
7.	How do you rate the outcomes that your son/daughter has achieved from the courses?						
8.	How do you rate the transparency of the evaluation system in the college?						
9.	How do you rate the college activities that help your son/daughter in getting jobs and placements?						
10.	How do you rate the transformation of your son/daughter after the completion of the course?						
11.	How do you rate the scholarship/ concessions given to your son/daughter by the college						



The responses received from the respondents are presented in table for the year 2018-19

2018-19	Q1	Q2	Q3	Q4	Q5	Q6	Q7	Q8	Q9	Q1	Q11
<b>Average of Rating</b>											
% of PARENTS Rating 5	35.6	0.0	0.0	35.2	33.6	33.9	0.0	34.5	34.8	38.3	34.5
% of PARENTS Rating 4	33.2	68.2	65.5	31.5	35.3	31.8	90.5	0.0	63.7	35.8	35.7
% of PARENTS Rating 3	35.7	33.9	32.5	34.2	32.7	38.2	0.0	69.9	0.0	34.5	36.8
% of PARENTS Rating 2	0.0	0.0	0.0	0.0	0.0	0.0	0.0	0.0	0.0	0.0	0.0
% of PARENTS Rating 1	0.0	0.0	0.0	0.0	0.0	0.0	0.0	0.0	0.0	0.0	0.0

**Report:**

In terms of the score, the average performance was found ranging from good to excellent. But it was noticed that, Research orientation obtained during the program was average. There was scope for improvement in terms of score was noticed in few Parameters as the score can be improved for excellent grade.

**FACULTY FEEDBACK  
FORM E: FEEDBACK ON CURRICULUM BY FACULTY**

You may rate your responses as 5- Excellent, 4- Very Good, 3 – Good, 2- Average, 1- Poor

S/L	Question	5	4	3	2	1	If Average or poor the changes suggested
1.	How do you rate the program offered in terms of the load of the courses?						
2.	How do you rate the availability of the text and reference books in the market?						
3.	How do you rate the quality and relevance of the courses included into the curriculum?						
4.	How do you rate the academic facility of the College for effective delivery of the academic process?						
5.	How do rate the courses in terms of their relevance to the latest and/or the future technologies?						
6.	How do you rate the program based on the comfort of your student in coping with the workload?						
7.	How do you rate the outcomes that your student has achieved from the courses?						
8.	How do you rate the college activities that help your students in getting jobs and placements?						
9.	How do you rate the transformation of your students after the completion of the course?						

The responses received from the respondents are presented in table for the year 2018-19


2018-19	Q1	Q2	Q3	Q4	Q5	Q6	Q7	Q8	Q9
<b>Average Of Rating</b>									
% Of Faculty Rating 5	27.33	42.95	28.21	52.87	21.33	23.89	35.91	36.87	13.12
% Of Faculty Rating 4	43.24	45.95	53.19	34.52	57.84	52.67	40.54	42.78	64.86
% Of Faculty Rating 3	26.38	12.35	22.54	7.59	21.62	22.03	22.97	14.68	22.68
% Of Faculty Rating 2	0	0	0	0	0	0	0	0	0
% Of Faculty Rating 1	0	0	0	0	0	0	0	0	0

**Report:**

Faculty's opinion was that curriculum was appropriate and explained clearly. Most of the faculty had strongly agreed for syllabus content, they were happy with the facility provided in library and infrastructure.

### **ACTION TAKEN REPORT BY HEAD OF THE DEPARTMENT**

1. To find the short comings of the department and the individual teacher, students were advised to take part in the feedback process without any hesitation.
2. Conduct Workshop, Seminars, Quiz competition and research programs to stimulate an appreciation of basic science and research skill
3. The teachers are able to complete the syllabus in time. Keeping in mind the time framework of the syllabus, the teachers accordingly plan for the classes to complete the entire syllabus in time.
4. In response to the availability of prescribed books/reading materials in the library: The library is well furnished with required reading material/books. The reading material and books have already been updated
5. In response to internet facility, working lab equipments and cooperative staff: The computer system with internet facility and Wi-Fi system are available in the department.
6. Students requested for sports facility.
7. Separate parking facility was requested.

  
HEAD OF THE DEPARTMENT  
Master of Computer Application  
Maharaja Institute of Technology  
Mysore