

2. MAHARAJA INSTITUTE OF TECHNOLOGY, MYSORE - MITM
 Managed By: MAHARAJA EDUCATION TRUST ®
 Behind K.R Mills, Belavadi, Srirangapatna, Mandya - 571 477


SCHEDULES TO ACCOUNT: 2023-24Contd....)

(Amt in Rs)

25 FIXED ASSETS (Contd..)


PARTICULARS	GROSS BLOCK			DEPRECIATION BLOCK				NET BLOCK	
	As on 01.04.2023	Addition / Deletions	As on 31.03.2024	As on 01.04.2023	Rate %	Depn. for the year	As on 31.03.2024	As on 31.03.2023	As on 31.03.2024
BLOCK III									
Computer & Software	4,88,72,389	71,82,153	5,60,54,542	4,44,82,379	40	36,51,128	4,81,33,507	43,90,010	79,21,035
Software	25,20,598	-	25,20,598	21,44,808	40	1,50,316	22,95,124	3,75,790	2,25,474
Printers	6,31,205	81,645	7,12,850	5,66,920	40	42,043	6,08,963	64,285	1,03,887
Total-C	5,20,24,192	72,63,798	5,92,87,990	4,71,94,107		38,43,487	5,10,37,594	48,30,085	82,50,396
BLOCK IV									
Maruthi Eco Ambulance	3,77,879	-	3,77,879	3,14,643	15	9,485	3,24,128	63,236	53,751
Maruthi Omni Van	2,59,718	-	2,59,718	2,33,027	15	4,004	2,37,031	26,691	22,687
Tempo Traveler	2,60,000	-	2,60,000	2,40,694	15	2,896	2,43,590	19,306	16,410
Mahindra XUV - 500 -II	15,79,766	-	15,79,766	12,68,751	15	46,652	13,15,403	3,11,015	2,64,363
Mahindra XUV - 700	4,30,607	5,79,271	10,09,878	-	15	-	-	4,30,607	10,09,878
Eicher Bus -KA-11A6528	15,89,941	-	15,89,941	12,76,923	15	46,953	13,23,876	3,13,018	2,66,065
Eicher Bus -KA-11A6529	15,89,941	-	15,89,941	12,76,923	15	46,953	13,23,876	3,13,018	2,66,065
College Bus-KA -22 B 4743	10,00,000	-	10,00,000	5,89,573	15	61,564	6,51,137	4,10,427	3,48,863
College Bus-KA-11 A 9499	13,39,550	-	13,39,550	7,89,762	15	82,468	8,72,230	5,49,788	4,67,320
College Bus -KA - 11 B 1085	13,39,545	-	13,39,545	7,89,759	15	82,468	8,72,227	5,49,786	4,67,318
College Bus -KA - 11 B 1228	13,39,545	-	13,39,545	7,89,759	15	82,468	8,72,227	5,49,786	4,67,318
College Bus - 20 nos(Bharth Benz)	1,84,74,627	1,08,57,283	2,93,31,910	-	15	-	-	1,84,74,627	2,93,31,910
Total-D	2,95,81,119	1,14,36,553	4,10,17,672	75,69,814		4,65,910	80,35,724	2,20,11,305	3,29,81,948
BLOCK V									
Library Books	90,75,339	1,91,026	92,66,365	86,26,968	40	2,36,133	88,63,101	4,48,371	4,03,264
Total-E	90,75,339	1,91,026	92,66,365	86,26,968	-	2,36,133	88,63,101	4,48,371	4,03,264
Advances (WIP)	16,75,549	1,49,50,827	1,66,26,376	-	-	-	-	16,75,549	1,66,26,376
Total-F	16,75,549	1,49,50,827	1,66,26,376	-	-	-	-	16,75,549	1,66,26,376
Total(A+B+C+D+E+F=G)	17,29,06,907	3,91,75,499	21,20,82,406	11,53,32,349		87,05,709	12,40,38,058	5,75,74,560	8,80,44,349
Less: Expenses not Actually Paid(Bus)(H)	1,28,00,000	(1,28,00,000)	-	-	-	-	-	1,28,00,000	-
Total(G-H=I)	16,01,06,907	5,19,75,499	21,20,82,406	11,53,32,351	-	87,05,709	12,40,38,058	4,47,74,560	8,80,44,349
Loan Funds- Assets:									
College Bus - 20 nos(Bharth Benz)	2,89,91,513	(1,08,57,283)	1,81,34,230	-	-	-	-	2,89,91,513	1,81,34,230
College Bus - Eachor -4 Nos	1,28,00,000	-	1,28,00,000	-	-	-	-	1,28,00,000	1,28,00,000
Mahindra XUV - 700	24,87,975	(5,79,271)	19,08,704	-	-	-	-	24,87,975	19,08,704
Total-J	4,42,79,488	(1,14,36,553)	3,28,42,935	-	-	-	-	4,42,79,488	3,28,42,935
Grand Total (I+J)	20,43,86,395	4,05,38,946	24,49,25,341	11,53,32,351		87,05,709	12,40,38,058	8,90,54,048	12,08,87,283

NOTE: Depreciation has been provided on additional assets acquired during the year.



13/16

G.N.ANANTHAVARDHANA, FCA
Chartered Accountant
Membership No.025113
GSTIN: 29 ACJPA 6206 B 1Z4



No.65, Gurikar Devanna Street,
1st Cross, Fort Mohalla, Mysuru - 570004
gmail: ananthagn@gmail.com
Mob: 9449264920

To,

The Principal,
Maharaja Institute of Technology, Mysore
Behind K.R.Mill, Belavadi, Srirangapatna, Mandya – 571438

Opinion: I have audited the accompanying financial statements of MAHARAJA INSTITUTE OF TECHNOLOGY, MYSORE (the MITM in short), which comprises the Balance Sheet as at 31st March 2024, Income & Expenditure Account and the Receipts and Payments Account, for the year ended on that date, and a summary of significant accounting policies.

In my opinion and to the best of my information and according to the explanations given to me, the aforesaid financial statements read with the Schedules and notes thereto, are prepared in all material respects, in accordance with the GAAP (Generally Accepted Accounting Principles) and give a true and fair view of the state of affairs of the MITM as at 31st March 2024 and its Surplus for the year ended on that date.

Basis for Opinion: I conducted my audit in accordance with Standards on Auditing (SAs) issued by the Institute of Chartered Accountants of India (ICAI). My responsibilities under those Standards are further described in the 'Auditor's Responsibilities for the Audit of the Financial Statements' section of my report. I am independent of the MITM in accordance with the Code of Ethics issued by ICAI and I have fulfilled my other ethical responsibilities in accordance with the code of ethics. I believe that the audit evidence I have obtained is sufficient and appropriate to provide a basis for my opinion on the financial statements.

Responsibilities of Management's for the Financial Statements: The Management is responsible for the preparation of these financial statements that give a true and fair view in accordance with accounting standards issued by the ICAI and generally accepted accounting principles and provide for such internal controls as the Managing Committee determines it necessary to enable the preparation of financial statements that are free from material misstatements, whether due to fraud or error. In preparing the financial statements, the Managing Committee is responsible for assessing its ability to continue as a going concern, disclosing, as applicable, matters related to going concern and using the going concern basis of accounting unless the Managing Committee either intends to liquidate the MITM or to cease operations, or has no realistic alternative but to do so. Those charged with governance are responsible for overseeing the MITM's financial reporting process.

Auditor's Responsibility:


My objectives are to obtain reasonable assurance about whether the financial statements as a whole are free from material misstatement, whether due to fraud or error, and to issue an auditor's report that includes my opinion.

Reasonable assurance is a high level of assurance, but is not a guarantee that an audit conducted in accordance with SAs will always detect a material misstatement when it exists.

Misstatements can arise from fraud or error and are considered material if, individually or in the aggregate, they could reasonably be expected to influence the economic decisions of users taken on the basis of these financial statements.

Report on other Regulatory Requirements: Further, I report that:

- I have obtained all the information and explanations which to the best of my knowledge and belief were necessary for the purpose of my audit.
- In my opinion, proper books of account have been kept by the MITM so far as appears from my examination of those books.
- The MITM's Balance Sheet and Statement of Income and Expenditure Account deal with by this Report are in agreement with the books of account.


G.N.ANANTHAVARDHANA
Chartered Accountant

Date: 28-09-2024

UDIN: 24025113BJZWTE1340

G.N. ANANTHAVARDHANA
Chartered Accountants
Membership No. 025113

65, Gurikar Devanna St., I Cross
Fort Mohalla, MYSORE-570 004


2. MAHARAJA INSTITUTE OF TECHNOLOGY, MYSORE - MITM


Managed By: MAHARAJA EDUCATION TRUST ®
Behind K.R Mills, Belavadi, Srirangapatna, Mandya - 571 477

RECEIPTS AND PAYMENTS ACCOUNT for the year ending 31st March 2024

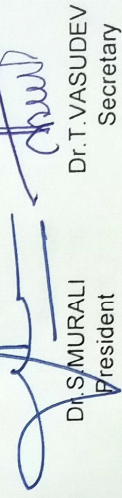
RECEIPTS	Sch	Rs.
OPENING BALANCES:		
Cash and Bank Balances	4	8,33,80,761
RECEIPTS FROM MAIN OBJECT: Fee Collections	6	47,74,80,329
INTEREST INCOME: Bank Interest & Staff Loan Interest	7	43,25,656
OTHER INCOME: Examination & Miscellaneous Income	8	15,63,455
GRANT RECEIPTS:		
Research and Project Grants received	12	34,33,963
LOAN RECEIPTS:		
Secured Loan Received	24	1,65,61,970
OTHER RECEIPTS:		
Sundry Debtors - Student: Fee Collections (before 21-22)		70,450
Sundry Creditors FY.2021-22 - Received		12,000
Loans & Advancements, Other Current Assets (net)	9	25,01,854
Other Liabilities (net)	13	25,82,013
TOTAL		59,19,12,450
PAYMENTS		
EXPENDITURE TOWARDS MAIN OBJECT: Educational	23	
a) Revenue Expenditure	a	28,42,64,946
b) Capital Expenditure	b	4,05,38,946
c) Repayment of Loan	c	3,02,30,740
INTERNAL CONTRIBUTIONS	5	12,84,66,549
OTHER PAYMENTS:		
FD Accrued Interest		13,83,684
CLOSING BALANCES: Cash and Bank Balances	4	10,70,27,585
TOTAL		59,19,12,450

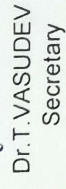
As per my report of even date attached


G.N. ANANTHAVARDHANA
Chartered accountant
Date: 28-09-2024


Dr. NAGESH KUMAR B.G.
Principal


For MAHARAJA INSTITUTE OF TECHNOLOGY, MYSORE


Dr. S. MURALI
President


Dr. T. VASUDEV
Secretary

G.N. ANANTHAVARDHANA

Chartered Accountants
Membership No. 025113
65, Gurikar Devanna St., I Cross
Fort Mohalla, MYSORE-570 004


SHIVARAJ.N
Accountant

2. MAHARAJA INSTITUTE OF TECHNOLOGY, MYSORE - MITM
 Managed By: MAHARAJA EDUCATION TRUST @
 Behind K.R Mills, Belavadi, Srirangapatna, Mandya - 571 477

INCOME AND EXPENDITURE ACCOUNT for the year ending 31st March 2024

EXPENDITURE	Sch	Rs.
EXPENDITURE TOWARDS MAIN OBJECT: Educational	23.a	28,11,40,015
INTERNAL CONTRIBUTIONS	5	12,84,66,549
Depreciation on Fixed Assets	25	87,05,709
Excess of Income over Expenditure		6,50,57,167
TOTAL		48,33,69,440
INCOME		
RECEIPTS FROM MAIN OBJECT: Fee Collections	6	47,74,80,329
INTEREST INCOME: Bank Interest & Staff Loan Interest	7	43,25,656
OTHER INCOME: Examination & Miscellaneous Income	8	15,63,455
TOTAL		48,33,69,440


BALANCE SHEET as on 31st March 2024


SOURCES OF FUND	Sch	Rs.
OWN FUNDS:		
a. Corpus Fund	1	2,27,410
b. 15% Accumulations	3	12,48,15,534
c. Any other reserves:		
i) General Reserve	2	9,52,55,233
ii) Research & Other Govt Grants	12	15,68,644
LOANS AND BORROWINGS:		
	24	3,28,10,718
CURRENT LIABILITIES:		
Sundry Creditors	15	(16,70,250)
Other Payables	13	1,11,33,137
TOTAL		26,41,40,425


APPLICATION OF FUNDS

FIXED ASSETS :		
Gross Block	25	24,49,25,341
Less: Depreciation Block		12,40,38,058
INVESTMENTS: kept in modes specified u/s 11(5)		
FDs with Banks	10	2,59,02,632
CURRENT ASSETS, LOANS AND ADVANCES:		
Cash Balance	4	9,01,808
Bank Accounts	4	10,61,25,776
Sundry Debtors - Students		26,18,720
Other Current Assets :		
Deposits:	11	38,37,510
Other Advances	9	38,66,697
TOTAL		11,73,50,510
		26,41,40,425


As per my report of
even date attached


G.N. ANANTHAVARDHANA
 Chartered accountant
 Date: 28-09-2024


Dr. NARAYANA KUMAR, B.G
 Principal


Dr. T. VASUDEV
 Secretary

G.N. ANANTHAVARDHANA
 Chartered Accountants
 Membership No. 025113
 # 65, Gurikar Devanna St., I Cross
 Fort Mohalla, MYSORE-570 004


SHIVARAJ.N
 Accountant

For MAHARAJA INSTITUTE OF TECHNOLOGY, MYSORE

2. MAHARAJA INSTITUTE OF TECHNOLOGY, MYSORE - MIIM
 Managed By: MAHARAJA EDUCATION TRUST @
 Behind K.R Mills, Belavadi, Srirangapatna, Mandya - 571 477

SCHEDULES TO ACCOUNT: 2023-24

1 Corpus Fund:		
	Balance as on 31.03.2023	2,27,410
	Add: Received during the year	-
	Less: Utilised during the year	2,27,410
	Balance as on 31.03.2024	
	Amounts Held with: Balance with Bank	2,27,410

2 General Reserve:		
	Balance as on 31.03.2023	6,50,62,257
	Add: Excess of Income over Expenditure for the year	6,50,57,167
	Less: Current year 15% Accumulations	13,01,19,424
	Balance as on 31.03.2023	3,48,64,191
	Amounts Held with:	9,52,55,233

Amounts Held with:	
Balance held with Fixed Assets as on 31-03-2023	12,08,87,283
Secured Loans	(3,28,10,718)
Cash on Hand	9,01,809
Bank Balance & Fixed Deposits with bank	80,35,539
Net Current Assets	(17,58,680)
Total	9,52,55,233

3 15% Accumulations:		
	Balance as on 31-03-2023	8,99,51,343
	Add: Current year 15% Accumulations	3,48,64,191
	Balance as on 31.03.2024	12,48,15,534

Amounts Held with:	
Bank Balance & Fixed Deposits with bank	12,21,96,814
Sundry Debtors - Fee Due from Students	26,18,720
Total	12,48,15,534

4 CASH AND BANK BALANCES:

Particulars	As on 31.3.23	As on 31.3.24
Cash in Hand		
Cash at Bank:	1,64,063	9,01,809
BANDHAN-502201977971-PROJCET ANEMIA	70,207	72,342
Bandhan Bank-50220013367996/covid Control Project	1,56,892	1,63,466
Bandhan Bank-50220013494296/3RD PTR	2,21,416	2,31,957
BANDHAN BANK- PROJECT-50220013624303	1,07,798	1,11,353
ICICI BANK- SB-035701004439	50,70,522	50,91,224
SBI CA- 41704999347	1,15,000	14,16,886
Kotak Mahindra Bank - 3211437313, Kuvempunagar Br, Mysore	70,85,325	4,66,14,311
Kotak Mahindra Bank - 3211343522, Kuvempunagar Br, Mysore	2,133	2,133
Kotak Mahindra Bank - 3211343539, Kuvempunagar Br, Mysore	387	387
Kotak Mahindra Bank - 3211343546, Kuvempunagar Br, Mysore	-	-
Kotak Mahindra Bank - 3211312634, Kuvempunagar Br, Mysore	-	-
Karnataka Gramin Bank - SB A/c No. 12130100004777, T K Layout Br, Mysore	53,81,082	2,04,28,029
Karnataka Gramin Bank - SB A/c No. 12130100004751, T K Layout Br, Mysore	2,78,248	2,05,315
Karnataka Gramin Bank - SB A/c No. 12130100004751, T K Layout Br, Mysore	6,335	6,424
Karnataka Gramin Bank -SB A/c No. 12130100004751, T K Layout Br, Mysore	1,69,902	5,42,132
Bandhan Bank -10170000948117 (POS Machine), Mysore Branch	12,11,857	53,89,680
Bandhan Bank -SB A/C NO -50170010744157, Mysore Branch	6,33,38,202	1,45,23,799
Bandhan Bank -SB A/C NO -50220009645716, Mysore Branch	846	870
Bandhan Bank -SB A/C NO -50220009662313, Mysore Branch	546	562
HFDC -50100680568767	-	1,13,24,908
Total	8,33,80,761	10,70,27,585

5 INTERNAL CONTRIBUTIONS:

Gopaldaswamy Shishuvihara Insitute Management - GSI	35,00,000
Maharaja Education Trust - MET	12,41,17,191
Maharaja Institute of Ayurveda Medical Science & Hospital - MIAMS	25,89,232
MIT Degree College	(13,49,139)
Maharaja Institute of Technology, Thandavapura - MITT	(3,90,735)
Total	12,84,66,549



2. MAHARAJA INSTITUTE OF TECHNOLOGY, MYSORE - MITM
 Managed By: MAHARAJA EDUCATION TRUST ®
 Behind K R Mills, Belavadi, Srirangapatna, Mandya - 571 477

SCHEDULES TO ACCOUNT: 2023-24

6 ACADEMIC RECEIPTS:

PARTICULARS		Rs.	Rs.
FEES FROM STUDENTS:Due			
College Fee\Development Fee\Library Fee \Soprts Fee\ Lab.Exp		9,33,24,411	
Tuition Fee		33,09,61,353	
Tuition Fee- Package	Total (A)	5,18,04,670	
		47,60,90,434	
FINE AND OTHER FEE COLLECTIONS:			
Application Fee (Prospectus)		3,56,850	
Fine & Other Collection Amt	Total (B)	9,61,844	
		13,18,694	
TAXBLE INCOME:			
CIV Dept Consultancy Fee		35,82,219	
Online Exam Fee		3,655	
Student verification Amt	Total (C)	75,610	
		36,61,484	
	TOTAL (A + B+C)	48,10,70,612	
		8,60,37,665	
		56,71,08,277	
Add: Fee Received FY.2022-23			8,96,27,948
Less: Closing Balance of Fee Receivable FY.2022-23			-
			47,74,80,329
Note: MIT & MRF Research Center Income being capital item, considered only in Receipts & Payments Account and Balance Sheet.			

7 INTEREST INCOME:

SB Interest		27,58,230
Interest from Bank deposits		15,37,426
Staff Salary Advance Interest		30,000
	Total	43,25,656

8 OTHER INCOMES:

PARTICULARS		
(h) Fee- KMDC	(11,30,370)	20,90,370
(i) Fee Concession -BCM	-	-
Total	9,64,37,153	45,55,19,056

* Schedule : Fee receivable from the list of Students has been given separately in Page No.

9 LOANS AND ADVANCES & OTHER CURRENT ASSETS:

Particulars	Opening Bal	Paid	Received	Closing Bal
Salary Advance/Loans (Sch 9a)	46,74,953	3,71,750	27,58,594	22,88,109
Advance to Staff for Expenses (Sch 9c)	1,62,767	91,28,269	95,86,282	(2,95,246)
Jio Wallet Balance	361	7,59,000	7,47,094	12,267
Other Current Assets (Sch 9b)	8,43,027	52,56,555	42,38,014	18,61,567
Total	56,81,108	1,55,15,574	1,73,29,984	38,66,697

a SALARY ADVANCE/LOANS:

Particulars	Opening Bal	Paid	Received	Closing Bal
SAL Adv -Abhishek H S - Lab Assit Civ Dept	26,460	-	-	26,460
SAL Adv - Devendra - Offie Dept	27,300	-	18,900	8,400
SAL ADV-Dhanya Sundhar - Phy Edu Director	16,750	-	16,750	-
SAL ADV-Ramachandra - ISE Dept	-	38,750	15,000	23,750
SAL.ADV-BALARAJU- GARDNER	88,000	-	48,000	40,000
SAL ADV-CHETAN KUMAR HB, LAB ASST, EC	48,300	-	25,200	23,100
SAL.ADV- DEEPAK K.S- Electricin	-	3,000	3,000	-
SAL.ADV- SHIVAMURTHY R C- HOD CSE DEPT	27,000	3,30,000	2,30,000	1,27,000
SAL-ADV-DR MANJU B	85,000	-	60,000	25,000
SAL ADV DR.MURALI.S	11,85,000	-	3,00,000	8,85,000
SAL.ADV- DR.VASUDEV.T	1,85,000	-	60,000	1,25,000
SAL ADV-ESHWAR, HELPER	48,300	-	25,200	23,100
SAL Adv-Guruswamy P.- Office Asst Exam Sect	1,36,300	-	73,200	63,100
SAL.ADV- HARISHKUMAR.K.P - EC - ASST.PROF	1,439	-	-	1,439
SAL.ADV-JAYAMALA - ASST. ACCT	88,000	-	48,000	40,000
Balance C/d	19,62,849	3,71,750	9,23,250	14,11,349



SCHEDULES TO ACCOUNT: 2023-24

a SALARY ADVANCE/LOANS:

Balance B/d	19,62,849	3,71,750	9,23,250	14,11,349
SAL-ADV-KUMARAK (CSE)	46,200	-	25,200	21,000
SAL ADV -MAHESH KUMAR K - OFFICE DEPT	21,000	-	21,000	-
SAL ADV -MANU P-ACCOUNTANT MET@	42,000	-	42,000	-
SAL-ADV-MANUNATH.S.C - LAB MECH	27,300	-	27,300	-
SAL ADV-MARIA PAVITHRA- ASST PROF ECE DEPT	1,70,000	-	1,20,000	50,000
Sal Adv - Padmavathi - PA - Principal	18,700	-	18,700	-
SAL ADV -RAMAKRISHNE GOWDA - LAB ASST	50,784	-	50,784	-
SAL-ADV-PUNITH.M.S.	11,850	-	-	11,850
SAL ADV RAJAPPA S- OFFICE ASSIT	92,000	-	48,000	44,000
SAL ADV-RAMESH KUMAR HP, LAB ASST ,IS	48,300	-	25,200	23,100
SAL ADV RENUKA C-ASST PROF ECE DEPT	44,000	-	44,000	-
SAL ADV- SATHISH - COLLEGE BUS DRIVER	4,000	-	-	4,000
SAL-ADV-SUMAR-ASST PROF. ECE	99,000	-	66,000	33,000
SAL ADV UMA BHAVANI-ASSIT PROF ENGLISH DEPT	60,500	-	60,500	-
SAL ADV- UMA -DEO Mechanical Dept	44,100	-	25,200	18,900
Sal Adv -ABHISHEK - ASST PROF MEC DEPT	44,000	-	44,000	-
SAL-ADV-AKSHATHA M-CSE	1,01,070	-	47,160	53,910
SAL ADV ANIL KUMAR K B - LAB INST CSE DEPT	44,100	-	25,200	18,900
SAL ADV-ANIL KUMAR, YC, LAB ASST, CHEM	48,300	-	25,200	23,100
SAL ADV Basantha Kumar S D -Lab Instructor Ece Dep	27,300	-	25,200	2,100
Sal Adv - Chandrshekar - Drivers	1,000	-	-	1,000
Sal Adv Dr.Avinash Gornale - Civ Dept	85,000	-	60,000	25,000
SAL ADV- DR NARESHKUMAR B G- PRINCIPAL	85,000	-	60,000	25,000
SAL-ADV-DR RAMAKRISHNE GOWDA-HOD CIVIL	1,70,000	-	1,22,400	47,600
SAL-ADV-GIREESHA.R. OFFICE ASST.	1,36,300	-	73,200	63,100
Sal Adv Kumar P - Driver	500	-	-	500
SAL-ADV-LETHAN M.N- ASST. PROF. ECE	99,000	-	66,000	33,000
SAL ADV- LOKESH, D, HELPER, GARDEN	1,19,500	-	73,200	46,300
SAL-ADV-MAHALAKSHMI ASST.PROF.MCA	85,000	-	60,000	25,000
SAL ADV -Mahesh A M -MBA Dept	44,100	-	25,200	18,900
SAL ADV -Mahesh B M - Helper	29,400	-	25,200	4,200
SAL ADV.-MANASA M.G- ASST. PROF- ECE	85,000	-	60,000	25,000
SAL ADV MEGHA SUBRAMANYA -CIV DEPT	88,000	-	48,000	40,000
SAL ADV NATRAJ K-ASST PROF MATHS DEPT	85,000	-	60,000	25,000
Sal Adv Prashanth N-Foreman ECE Dept	27,300	-	25,200	2,100
SAL ADV RAVIKIRAN L -ASST PROF CIV DEPT	85,000	-	60,000	25,000
SAL Adv Shivakumar M H -Lab Assit & Driver	44,100	-	25,200	18,900
SAL-ADV- SHIVAKUMAR.N.G- GARDENER	88,000	-	48,000	40,000
SAL ADV - Shivaraj N	88,000	-	48,000	40,000
SAL ADV-SHIVARAM KG, LAB ASST, MCA	46,200	-	25,200	21,000
SAL-ADV- SHIVENDRA.K.D - WORKSHOP MEC	29,400	-	25,200	4,200
SAL-ADV-SOMESHA. WORKSHOP MECH	27,300	-	25,200	2,100
SAL ADV-SWAMY, LIBRARY ASST	31,500	-	31,500	-
SAL-ADV- VIVEK K - CIVIL	88,000	-	48,000	40,000
Total (a)	46,74,953	3,71,750	27,58,594	22,88,109

b OTHER CURRENT ASSETS:

Particulars	Opening Bal	Advanced	Recovered	Closing Bal
Jayaram - MIT Store	11,347	67,750	62,646	16,451
Raghu - Coffee Day	18,638	43,087	53,603	8,122
Ravi - Chat Center	21,252	30,058	34,749	16,561
Halli Mane Special shop	17,437	29,659	11,000	36,096
Shivaraju Gowda T	27,620	24,821	8,450	43,991
TDS - Consultancy\ Others	-	2,54,583	2,54,583	-
TDS - FD Interest	-	1,70,025	1,70,025	-
TDS - Exam	-	91,615	91,615	-
TCS AMT	(1,28,000)	1,28,000	-	-
Receivable from Trident	49,000	-	-	49,000
Receivable from Aptech	59,398	-	-	59,398
Balance C/d	76,692	8,39,598	6,86,671	2,29,619



2. MAHARAJA INSTITUTE OF TECHNOLOGY, MYSORE - MITM
Managed By: MAHARAJA EDUCATION TRUST @
Behind K.R Mills, Belavadi, Srirangapatna, Mandya - 571 477

SCHEDULES TO ACCOUNT: 2023-24

b OTHER CURRENT ASSETS:

	Balance Bid	76,692	8,39,598	6,86,671	2,29,619
Karnataka Infrastructure Development Ltd		6,92,007	41,74,370	32,37,769	16,28,608
Sai Educare Pvt Ltd - Online Test		4,533	1,947	6,480	-
General Manager -BRBNMPL Pvt Ltd		16,200	-	16,200	-
MAHESH M-CLASS III CONTRACTOR		6,490	-	6,490	-
MIT Canteen - Devarajana N		47,105	99,352	1,43,116	3,341
R C Constructions		-	17,700	17,700	-
NPE Waste Pvt Ltd		-	76,452	76,452	-
PRN CONSTRUCTIONS & INTERIORS		-	8,260	8,260	-
Ginger Webs Pvt Ltd		-	25,252	25,252	-
Kowser Ahamed		-	1,652	1,652	-
Yoganarshimha		-	7,841	7,841	-
Parthitan		-	4,131	4,131	-
Total (b)		8,43,027	52,56,555	42,38,014	18,61,568

c ADVANCE TO STAFF FOR EXPENSES:

Name of Staff & Department	Opening Bal	Advanced	Recovered	Closing Bal
Dr. B G Naresh Kumar - Principal	(1,29,662)	66,79,944	72,42,087	(6,91,805)
Dr. S Murali - President	1,00,000	-	-	1,00,000
Dr. T Vasudev - Secretary	1,00,000	-	-	1,00,000
Dr Hemanth Kumar Sir	25,000	-	-	25,000
Dr. Ravichandra Kulkarni - HOD ECE Dept	(9,500)	9,500	-	-
Adv- Dhanya Sundhar - Phy Edu Director	-	1,83,250	81,000	1,02,250
Dr. Vijayalakshmi Dayal	-	5,000	-	5,000
Nandakumar R.B- CSE Dept	18,000	-	67,000	18,000
Dr. Sharath Kumar Y H - HOD ISE	170	9,000	170	(58,000)
Yashwanth - CIV Dept	5,509	69,920	60,020	15,409
Vivek - Civil Dept	-	-	-	-
Ramachari - College Bus Driver	5,250	-	5,250	-
Yogananda - College Bus Driver	-	23,900	-	23,900
Adv-Kishan G S	-	5,000	-	5,000
Adv - Mahalakshmi M - MCA Dept	-	50,000	-	50,000
ADV Gururaj M H-Asst Prof Civ Dept	20,000	-	20,000	-
ADV- KIRAN KUMAR L - CSE DEPT	13,000	-	13,000	-
ADV SHANKARE GOWDA- OFFICE ASST.	5,000	-	5,000	-
ADV -SHIVAKUMAR N G-PLACEMENT	10,000	54,970	54,970	10,000
Adv- Lethan M N - Hostel Warden	-	20,37,785	20,37,785	-
Advance to 7 members - Note*	-	-	-	-
Total (c)	1,62,767	91,28,269	95,86,282	(2,95,246)

*Note: Advances paid to them are recovered fully. So not separately shown.

10 INVESTMENTS:

Particulars	Opening Bal	Made	Matured	Closing Bal
Deposits with Kaveri Grameeena Bank				
TDR No-7411849327-KMB	31,43,236	1,22,007	-	32,65,243
FD -Bandhan Bank -10220000903979	1,06,93,560	6,28,083	-	1,13,21,643
FD -Bandhan Bank -10220001333199	1,06,82,152	6,33,594	-	1,13,15,746
TOTAL	2,45,18,948	13,83,684	-	2,59,02,632

11 DEPOSITS:

Particulars	Opening Bal	Paid	Refunded	Closing Bal
Electricity Deposit with CESCOM	3,28,103	57,520	-	3,85,623
LPG Cylinder Deposits	6,500	-	-	6,500
Transportation with KSRTC	41,89,850	34,44,886	41,89,850	34,44,887
Telephone with BSNL	500	-	-	500
Total	45,24,953	35,02,406	41,89,850	38,37,510



SCHEDULES TO ACCOUNT: 2023-24

12 RESEARCH PROJECT GRANT & OTHER GOVT. GRANTS RECEIVED

Particulars	As on 31-3-23	Received	Utilized	As on 31-3-24
RESEARCH PROJECT GRANTS:				
ISTE-STEP ON COMS Project	45,202	-	-	45,202
Research Grant - Others(UGC DAE+SERB DST)	(29,604)	16,53,721	17,11,721	(87,604)
Project-Precision farming Minimizing	51,864	-	-	51,864
IEEE RAS Startup Fund	48,407	52,610	5,000	96,017
	7,92,528	15,99,132	13,30,060	10,61,600
Research :				
OTHER GOVT. GRANTS:				
Swach Bharath Grant	44,000	-	-	44,000
VTU - E Shikshana Fund	25,000	-	-	25,000
National Social Service (NSS) Grant	-	68,500	68,500	-
VTU Fund-Innovative Project of UG	-	50,000	-	50,000
ICCR- MITM	65,850	-	-	65,850
Karnataka State Council For Science Fund	19,500	10,000	9,650	19,850
State Level Project Completion Fund(AICTE)	1,96,865	-	-	1,96,865
Total	12,59,612	34,33,963	31,24,931	15,68,644

13 OTHER LIABILITIES:

Particulars	As on 31-3-22	Received	Paid	As on 31-3-23
Library Caution Deposit	-	3,687	3,687	-
Canteen Deposits	51,000	50,000	-	1,01,000
MITM Avasa	4,02,354	2,42,73,442	2,44,58,442	2,17,354
GST Payable	50,580	6,69,016	6,71,354	48,242
EXAMINATION FEE PAYABLE:				
Exam - Change of Branch	69,500	53,700	52,500	70,700
Exam- Convocation Fee	-	9,84,000	9,84,000	-
Exam Fee	40,71,589	-	-	40,71,589
Exam Fee - VTU	37,55,371	1,44,99,147	1,22,92,275	59,62,243
Exam Revaluation Fee	1,50,730	5,55,391	7,06,121	-
VTU Readmission Fee / Other Fee	-	46,200	46,200	-
EXAM FEE-photo copy	-	4,430	4,430	-
Exam Fee -UG & PG -COE	-	6,62,489	480	6,62,009
TOTAL	85,51,124	4,18,01,502	3,92,19,489	1,11,33,137

14 SALARY PAYABLE & SALARY DEDUCTIONS:

Particulars	Opening Bal	Deducted	Remitted	Closing Bal
(a) Salary Payable	88,36,740	11,70,11,681	11,53,51,269	1,04,97,152
ESI Employer Contribution	14,388	1,82,284	1,80,612	16,060
EPF Employer Contribution	3,67,742	44,62,314	44,21,187	4,08,869
Total (a)	92,18,870	12,16,56,279	11,99,53,068	1,09,22,081
(b) Salary Deductions				
Bus Fare	-	10,34,473	10,34,473	-
ESI Employees contribution	3,631	49,775	49,185	4,221
Food Deduction	-	42,961	42,961	-
LIC of India	1,36,645	16,07,775	16,13,283	1,31,137
Mobile	-	3,36,299	3,36,299	-
Profession Tax	38,600	4,50,200	4,48,600	40,200
Provided Fund	3,37,794	42,68,803	42,32,642	3,73,955
SBI Life Insurance	10,500	1,26,000	1,26,000	10,500
Salary Recovery	-	2,10,351	2,10,351	-
Tax deducted at source	5,99,800	66,88,300	66,07,500	6,80,600
MET- Housing Co Operative Society	-	-	2,90,000	(2,90,000)
MIT- Credit Co Operative Society	90,500	18,00,000	18,07,000	83,500
MIT- Credit Co Operative Society Loan	1,57,002	23,10,336	22,47,306	2,20,032
MRF	-	3,51,642	3,51,642	-
Guardian Souharda Sahakare Bank Niyamita	-	9,102	4,551	4,551
Medical Insurance Staff - Salary deduction	(28,07,095)	59,42,597	46,76,721	(15,41,219)
Total (b)	(14,32,623)	2,52,28,614	2,40,78,514	(2,82,523)
Grand Total (a) + (b)	77,86,247	14,68,64,893	14,40,31,582	1,06,39,558
Less: Expenses Actually not Paid during the year (salary Deductions)				
Grand Total				1,24,70,777
Add: Actually Paid claimed as Expenses during the year (Medical Insurance & MET HSBC)				(18,31,219)
Balance as on 31-03-2024				18,31,219



2. MAHARAJA INSTITUTE OF TECHNOLOGY, MYSORE - MITM

Managed By: MAHARAJA EDUCATION TRUST @

Behind K.R Mills, Belavadi, Srirangapatna, Mandya - 571 477

SCHEDULES TO ACCOUNT: 2023-24

15 SUNDRY CREDITORS:

Particulars	Opening Bal	Received	Paid	Closing Bal
Arun Kumar L P - Carpenter	11,86,130	9,86,130	9,86,130	-
Novel Research Academy	(2,00,000)	9,20,000	3,25,000	-
Potential Elevators	(5,95,000)	5,69,380	1,91,480	-
TGS Vertical transportation Pvt Ltd	(3,77,900)	-	-	(16,22,500)
TGS Vertical transportation Pvt Ltd	(16,22,500)	-	-	-
Arjunan K - Mechanic	85,000	-	-	85,000
Hephizi Elevator Pvt Ltd	11,400	-	11,400	-
Prakash S C	-	-	-	-
Ananda- Painter	-	-	-	-
Sparkel Household Appliances	(31,152)	31,152	-	-
Sri laksmivenkateshwar Alu fabs - Geetharam K	(40,000)	40,000	-	-
Trainlab Academy	(5,000)	59,26,550	59,21,550	-
Heera Tools & Welding Accessories	66,000	-	32,000	34,000
Hyder Ali Khan	45,480	-	45,480	-
AL-Falah & CO	(1,32,750)	-	-	(1,32,750)
Master Software ERP Soullition Pvt Ltd	(24,784)	24,784	-	-
India Garage	-	7,20,607	7,25,607	(5,000)
Kiran K B - Hostel Cook	-	65,444	65,644	(200)
Mathaji Hardware	-	48,20,306	48,15,377	4,929
M Suresh Enterprises	-	1,50,622	1,41,182	9,440
M Suresh Glass House	-	12,71,385	12,69,555	1,830
N P Dharanappa	-	-	-	(45,831)
Helios Solar	(45,831)	-	-	(5,000)
Kiran K B - Girls Hostel Cook	-	10,500	15,500	-
Nageshwar India	-	-	-	(7,88,793)
Jayaramu H N	(10,38,793)	77,33,155	74,83,155	(4,24,295)
Rutronics	-	29,500	29,500	(82,600)
Sintex -BAPI Ltd	(82,600)	-	-	(3,00,000)
Sowmyshree Concrete Products	(3,00,000)	-	5,75,000	(5,75,000)
Shree Mahadeshwara Enterprises	-	-	-	-
Trident Auto Pvt Ltd	(7,59,200)	7,59,200	-	-
Kumar - Tiles Nozing & Polishing Work	(12,000)	12,000	-	-
Suray Home Products	-	4,54,447	4,51,322	3,125
Nidhi Play Systems Pvt Ltd	(4,08,156)	5,38,080	1,29,924	-
Jabiulla - A oNe Fabrication Works	-	35,44,192	36,44,192	(1,00,000)
N K Solar	(39,200)	39,200	-	-
VE Commercial Vehicle Ltd	1,29,28,000	-	1,29,28,000	-
Infants Travels	-	-	1,46,00,000	(1,46,00,000)
Heera Tools & Welding Accessories	-	23,820	20,931	2,889
Fine Services	-	-	1,57,176	(1,57,176)
Excel Fitness	-	-	10,000	(10,000)
Collegeduniya Web Pvt Ltd	-	-	29,500	(29,500)
Askar Microns(P) Ltd	-	-	2,22,000	(2,22,000)
Other Sundry Creditors (Note given below)	-	13,29,06,499	13,29,06,499	-
Total	74,21,014	16,17,76,953	18,81,57,399	(1,89,59,432)
Add: Advance paid to Creditors (net) (Claimed as expenses during the year)				1,69,16,964
Less: Expenses claimed but not paid during the year				(20,42,468)
				22,213
Less: Expenses claimed in FY.2021-22 (net) (bills are received)				(20,64,681)
Expenses claimed in FY.2022-23 (net) (bills are received)			(3,82,600)	
Creditors Balance as on 31-03-2024			(11,831)	(3,94,431)

16 TAX DEDUCTED AT SOURCES PAYABLE: (Current Liability)

Particulars	Opening Bal	Deducted	Remitted	Closing Bal
TDS 194A(Interest On Loan)	67,703	2,12,541	2,36,106	44,137
TDS 194C (Contract & Sub- Contract)	1,01,227	12,54,687	12,30,885	1,25,029
TDS 194 J (Professional Fee)	4,300	6,40,896	6,41,446	3,750
Total	1,73,230	21,08,124	21,08,437	1,72,916
Less: Expenses Actually not Paid during the year				1,72,916
Balance as on 31-03-2024				-



SCHEDULES TO ACCOUNT: 2023-24
 EXPENSES TOWARDS MAIN OBJECT: Revenue Expenditure

17 EMPLOYEE COST:	
PARTICULARS	
Staff Salary	14,64,06,662
Employers PF Contribution	44,46,114
Employers ESI Contribution	1,82,284
PF- Administration Charges	1,63,785
Gratuity Amount	46,65,534
Total	15,58,64,379


18 ACADEMIC EXPENSES:	
PARTICULARS	
VTU Registration & Examination Expenses	3,97,79,887
Departmental Expenses	17,28,952
Staff Welfare Expenses	14,45,323
Work Shop & Seminar Expenses	6,78,021
STUDENT RELATED EXPENSES:	
Functions & Cultural Activities Expenses	20,97,208
Newspaper Subscription	40,469
Placement Expenses	76,33,211
Student Topper Encouragement Amt-PPS	2,48,350
Sports Expenses	1,97,046
Students' Welfare Expenses	7,67,242
Total	5,46,15,709

18a VTU REGISTRATION & EXAMINATION:	
VTU Registration & Other Fee	3,11,55,337
VTU Affiliation/AICTE Affiliation Chg	20,30,000
Comed-K Reg Fee	70,000
KEA- Processing Fee	65,24,550
Total	3,97,79,887

18b DEPARTMENTAL EXPENSES:	
Chemistry Dept. Expenses	3,96,550
Civil Department Expenses	3,35,525
E & C Dept Expenses	2,66,971
Computer Science Dept Expenses.	-
Library Dept Expenses	3,54,915
MBA Department Expenses	1,30,360
ISE Department Expenses	-
Mechanical Department Expenses	2,19,021
MCA Dept Expenses	11,500
Physics Deptat Expenses	14,110
Total	17,28,952

19 TRANSPORTATION EXPENSES:	
PARTICULARS	
Travelling And Conveyance	1,66,766
Transportation Charges	1,10,827
Bus-Hire Charges [KSRTC]	4,38,08,501
Total	4,40,86,094

20 FINANCIAL COSTS:	
PARTICULARS	
Interest On Vehicle Loan	31,24,979
Bank Charges	27,233
Interest On Loan	4,41,556
Loan Processing Fee	1,55,655
Total	37,49,422



SCHEDULES TO ACCOUNT: 2023-24

21 ADMINISTRATIVE & GENERAL EXPENSES:		
PARTICULARS		
Advertisement & Sponsorship		11,15,720
Audit Fee		1,06,200
Annual Maintenance Charges - UPS, Battery & Others		3,33,213
Electricity Charges		36,06,156
Food Expenses		8,47,673
Vehicle Insurance Premium & Others		41,431
Internet Charges		6,95,324
ISO Certification Charges		59,000
TDS & PT Filing Charges		78,450
Postage & Courier		19,566
Magazine Printing & Stationery		2,500
Profession-Tax (College)		4,10,937
Telephone Charges		37,28,686
Security Service & House Keeping Service Charges		60,955
Website & Domain Expenditure		11,57,859
Exam Remuneration - VTU		13,41,461
CIV Dept. Consultancy Remuneration Amt		8,43,743
Marketing Expenses		6,66,791
TDS Late Fee Fine / Intt Amt		4,15,006
Software License Renewal Fee		13,15,642
Sports Ground Work		1,68,209
CSR Activities Expenses		4,94,500
NBA Accreditation Fee / Other Fee		9,20,000
Patentent Filing Charges		(3,60,789)
Water & Electricity Charges Recover Amt		
	Total	1,92,90,521

22 REPAIRS & MAINTENANCE:		
PARTICULARS		
Computer & Printer Maintenance		6,66,400
Garden Maintenance		8,97,040
Generator & Vehicle Maintenance(Fuel & Other)		37,55,600
Repair & Maintenance & College Maint		25,54,228
	Total	78,73,268

23 Revenue & Capital Expenditure:

a) Total Revenue Expenditure: (Sch 17 to 22)		28,86,04,324
Add: Expenses Actually paid (FY.2022-23)	62,04,721	
Expenses Actually paid (FY.2023-24)	20,99,594	
		83,04,315
Less: Expenses not actually paid	29,69,08,639	
Total Revenue Expenditure	1,26,43,693	
Source of Fund:		28,42,64,946
Income earned during the year - Self	EM 27,84,15,360	OEM 58,49,586
		28,42,64,946

b) **Capital Expenditure:**

Fixed Assets Acquired (see sch		4,05,38,946
Source of Fund:		
Out of Loan Fund	EM 1,65,61,970	OEM
Income earned during the year - Self	2,27,38,021	12,38,955
		4,05,38,946

c) **Repayment of Loan (see sch 23)**

Source of Fund:		3,02,30,740
Income earned during the year - Self	EM 3,02,30,740	OEM
		3,02,30,740

24 SECURED LOANS:

Particulars	Opening Bal	Loan received	Loan repaid	Closing Bal
Bank OD	1,50,00,000	-	1,50,00,000	-
Car Loan - Bandhan Bank	24,87,975	-	5,79,271	19,08,704
Eicher Bus Loan - HDFC Bank	-	1,15,20,000	31,16,166	84,03,834
Loan- SMFG India Credit	-	50,41,970	6,78,021	43,63,949
Loan- DFSIP LTD -20148958 TO 20148977(20 Nos	2,89,91,513	-	1,08,57,283	1,81,34,230
Total	4,64,79,488	1,65,61,970	3,02,30,740	3,28,10,718



2. MAHARAJA INSTITUTE OF TECHNOLOGY, MYSORE - MITM
 Managed By: MAHARAJA EDUCATION TRUST @
 Behind K.R Mills, Belavadi, Srirangapatna, Mandya - 571 477

SCHEDULES TO ACCOUNT: 2023-24Contd....)

(Amt in Rs)

25 FIXED ASSETS:

PARTICULARS	GROSS BLOCK			DEPRECIATION BLOCK				NET BLOCK	
	As on 01.04.2023	Addition / Deletions	As on 31.03.2024	As on 01.04.2023	Rate %	Depn. for the year	As on 31.03.2024	As on 31.03.2023	As on 31.03.2024
BLOCK I									
Electrical Fittings	27,56,766	-	27,56,766	13,42,678	10	1,41,409	14,84,087	14,14,088	12,72,679
Furniture & Fittings	2,31,92,858	17,87,967	2,49,80,825	1,29,84,904	10	11,19,655	1,41,04,559	1,02,07,954	1,08,76,266
Digital PBX System	43,000	-	43,000	30,855	10	1,215	32,070	12,145	10,931
Total-A	2,59,92,624	17,87,967	2,77,80,591	1,43,58,437		12,62,279	1,56,20,716	1,16,34,187	1,21,59,875
BLOCK II									
Air Conditioner	4,32,958	-	4,32,958	1,96,914	15	35,407	2,32,321	2,36,044	2,00,637
Audio Systems	1,12,021	-	1,12,021	96,181	15	2,376	98,557	15,840	13,464
Battery & Ups	58,07,430	5,37,836	63,45,266	42,98,235	15	2,66,717	45,64,952	15,09,195	17,80,314
Canteen Equipments	7,50,542	-	7,50,542	6,40,603	15	16,491	6,57,094	1,09,939	93,448
CCD Cameras	18,97,808	-	18,97,808	9,34,970	15	1,44,426	10,79,396	9,62,838	8,18,412
Fake Note Detector & Currency Counter	12,247	-	12,247	11,338	15	137	11,475	910	773
Garden Equipment	1,56,886	-	1,56,886	1,34,244	15	3,396	1,37,640	22,642	19,246
Generator	17,09,926	8,43,750	25,53,676	12,56,016	15	1,82,255	14,38,271	4,53,910	11,15,405
ID Barcode Scanner	2,64,402	-	2,64,402	2,33,345	15	4,659	2,38,004	31,057	26,398
Intercom	1,07,458	-	1,07,458	96,414	15	1,657	98,071	11,044	9,387
Laboratory Equipments	2,17,70,847	5,82,824	2,23,53,671	1,76,39,546	15	6,63,407	1,83,02,953	41,31,301	40,50,718
Mobile Jammer	1,10,250	-	1,10,250	94,568	15	2,352	96,920	15,683	13,330
Mobile Phones	29,599	-	29,599	20,265	15	1,400	21,665	9,334	7,934
Photocopier	70,000	-	70,000	64,802	15	780	65,582	5,198	4,418
Projector	20,45,593	1,06,000	21,51,593	10,79,380	15	1,52,882	12,32,262	9,66,213	9,19,331
Pumps & Motors	36,645	-	36,645	19,645	15	2,550	22,195	17,000	14,450
Refrigerator	41,490	-	41,490	13,648	15	8,826	22,474	27,842	19,016
Sports Equipments	55,538	5,38,080	5,93,618	48,884	15	81,710	1,30,594	6,654	4,63,024
Television	6,15,500	65,000	6,80,500	3,12,411	15	50,338	3,62,749	3,03,089	3,17,751
Vacuum Cleaner	26,680	-	26,680	23,379	15	495	23,874	3,301	2,806
Water Cooler/Purifier	6,72,013	-	6,72,013	5,17,549	15	23,170	5,40,719	1,54,464	1,31,294
Writing Boards	9,01,607	87,400	9,89,007	5,94,971	15	52,550	6,47,521	3,06,636	3,41,486
Finger print reader (Attendance System)	81,792	1,31,688	2,13,480	53,400	15	14,135	67,535	28,392	1,45,945
Elevators	43,44,368	4,93,000	48,37,368	20,79,832	15	3,76,655	24,56,487	22,64,536	23,80,881
Solar Equipment	87,69,889	-	87,69,889	53,68,468	15	5,10,213	58,78,681	34,01,421	28,91,208
Xerox Machine- Richo	63,300	-	63,300	43,007	15	3,044	46,051	20,293	17,249
Water Purification Equipments	21,27,852	-	21,27,852	11,73,033	15	1,43,223	13,16,256	9,54,819	8,11,596
Automated Sanitary Napkin Vending Machine	55,440	-	55,440	30,841	15	3,690	34,531	24,599	20,909
Radio wakitaki	58,528	-	58,528	34,507	15	3,603	38,110	24,021	20,418
Sound System	1,30,850	1,59,750	2,90,600	60,572	15	26,697	87,269	70,278	2,03,331
Leaf Waste Disposer Machine	26,985	-	26,985	15,012	15	1,796	16,808	11,973	10,177
Fire Extinguisher	1,12,000	-	1,12,000	53,535	15	8,770	62,305	58,465	49,695
Aircraft Model	2,25,000	-	2,25,000	1,25,167	15	14,975	1,40,142	99,833	84,858
Video Camera & Caputer Card	2,30,807	-	2,30,807	79,592	15	22,682	1,02,274	1,51,215	1,28,533
Digital Smart Interactive Board	1,55,000	-	1,55,000	59,811	15	14,278	74,089	95,189	80,911
Borwell	1,34,695	-	1,34,695	37,378	15	14,598	51,976	97,317	82,719
House Keeping Machine	4,14,138	-	4,14,138	41,560	15	41,560	83,120	3,72,578	3,31,018
Total-B	5,45,58,084	35,45,328	5,81,03,412	3,75,83,023		28,97,900	4,04,80,923	1,69,75,063	1,76,22,489

12/16

