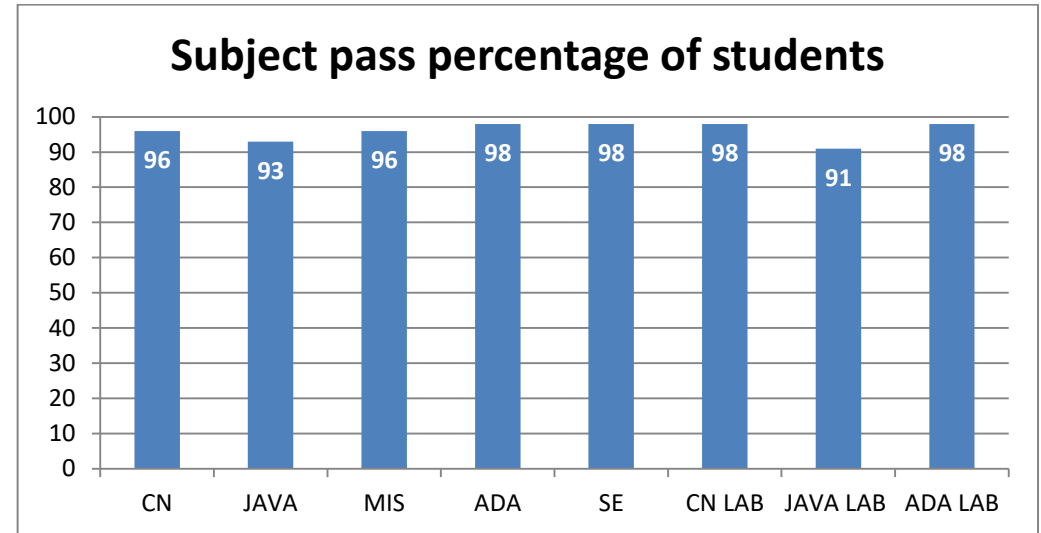
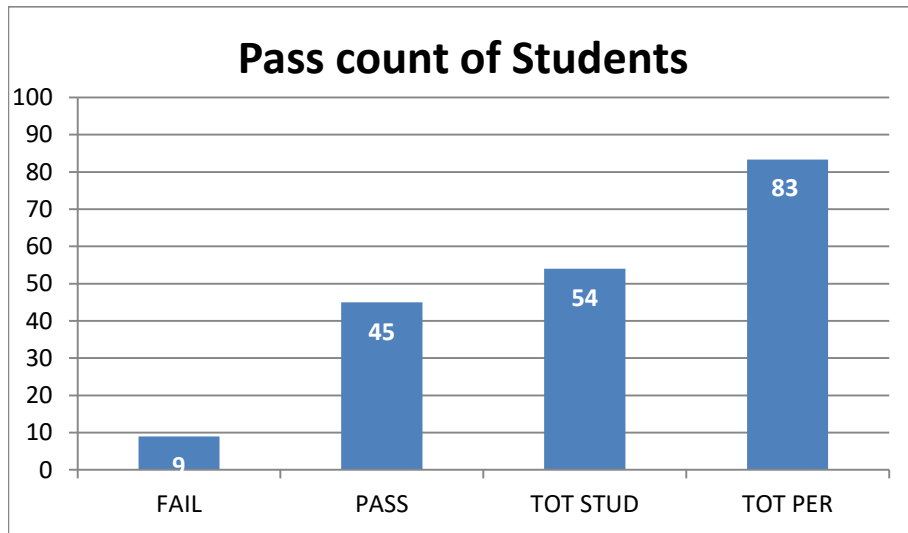




DEPARTMENT OF MCA, MIT MYSORE

III Semester MCA 2017 Batch Result Analysis Examination DEC to JAN 2019



FAIL	TOTAL PASS	PERCENTAGE
9	45	83%

Total Number of Students = 56

Maximum Marks = 800

Total Credits = 24

17MCA31	CN
17MCA32	JAVA
17MCA353	MIS
17MCA33	ADA
17MCA34	SE
17MCA36	CN LAB
17MCA37	JAVA LAB
17MCA38	ADA LAB

Subject	Total Pass	Fail	Absent	Percentage
CN	52	2	NIL	96 %
JAVA	50	4	NIL	93 %
MIS	52	2	NIL	96 %
ADA	53	1	NIL	98 %
SE	53	1	NIL	98 %
CN LAB	53	1	NIL	98 %
JAVA LAB	49	5	NIL	91 %
ADA LAB	53	1	NIL	98 %

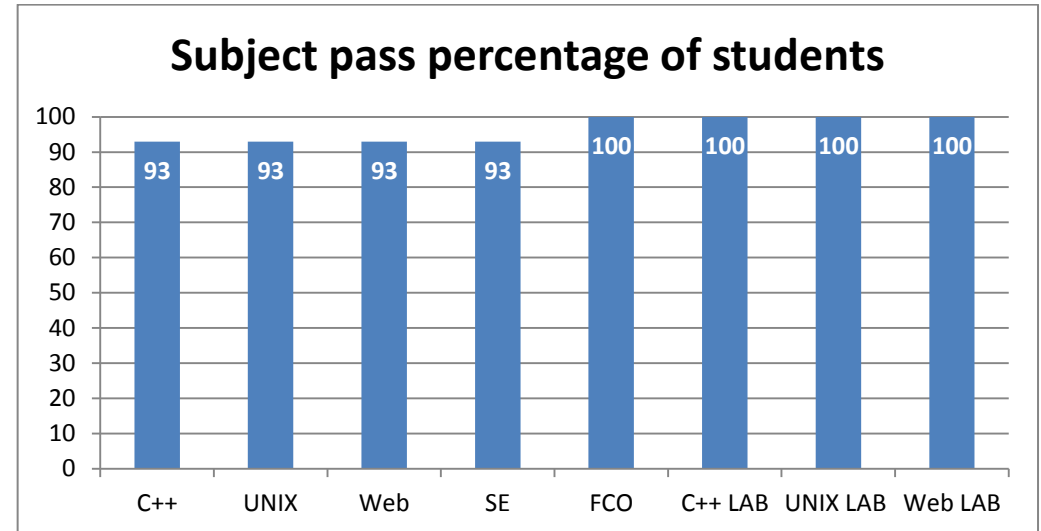
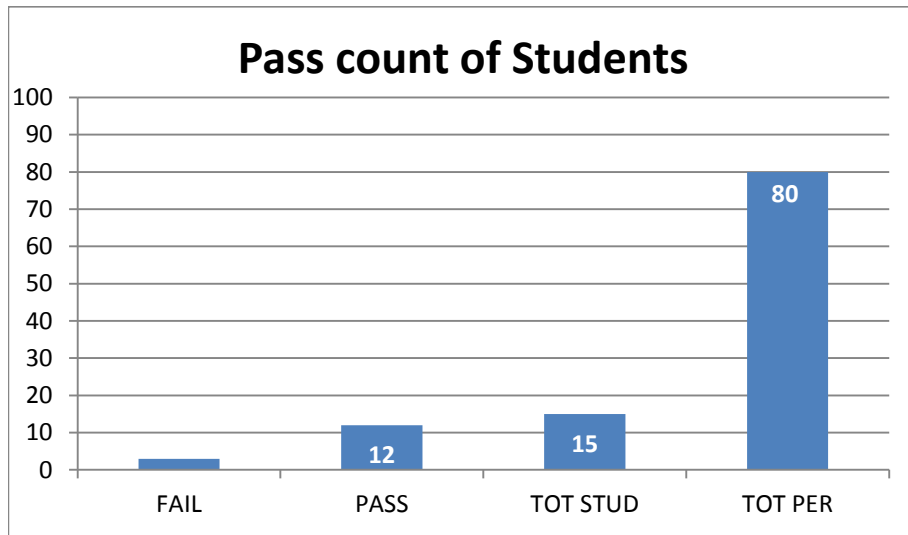
Date: 20-MAR-2019

Head of the Department



DEPARTMENT OF MCA, MIT MYSORE

I Semester MCA 2018 Batch Result Analysis Examination DEC to JAN 2019



FAIL	TOTAL PASS	PERCENTAGE
3	12	80%

Subject	Total Pass	Fail	Absent	Percentage
C++	52	2	NIL	93 %
UNIX	50	4	NIL	93 %
Web	52	2	NIL	93 %
SE	53	1	NIL	93 %
FCO	53	1	NIL	100 %
C++ LAB	53	1	NIL	100 %
UNIX LAB	49	5	NIL	100 %
Web LAB	53	1	NIL	100 %

Total Number of Students = 56

Maximum Marks = 800

Total Credits = 24

18MCA11	C++
18MCA12	UNIX
18MCA13	Web
18MCA14	SE
18MCA15	FCO
18MCA16	C++ LAB
18MCA17	UNIX LAB
18MCA18	Web LAB

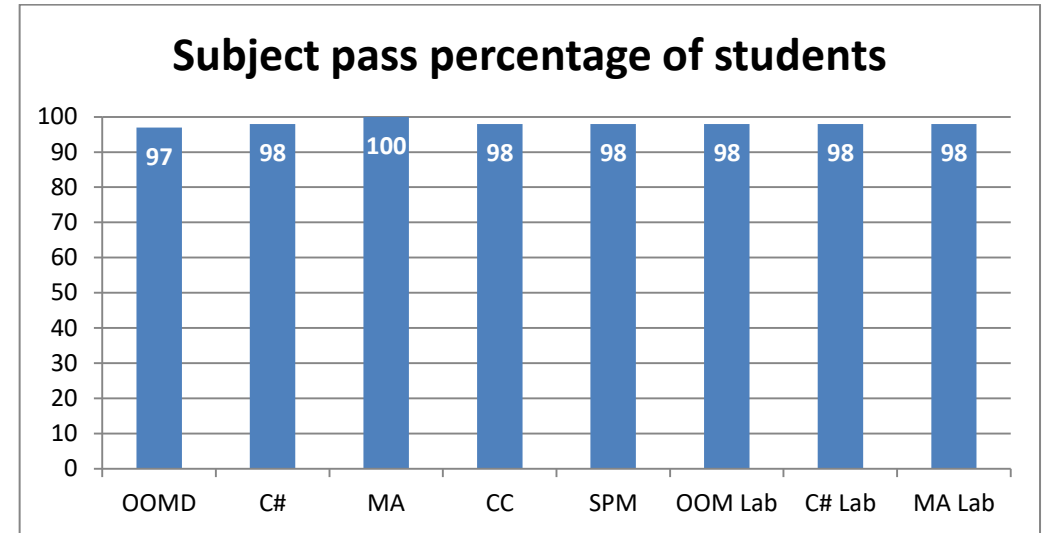
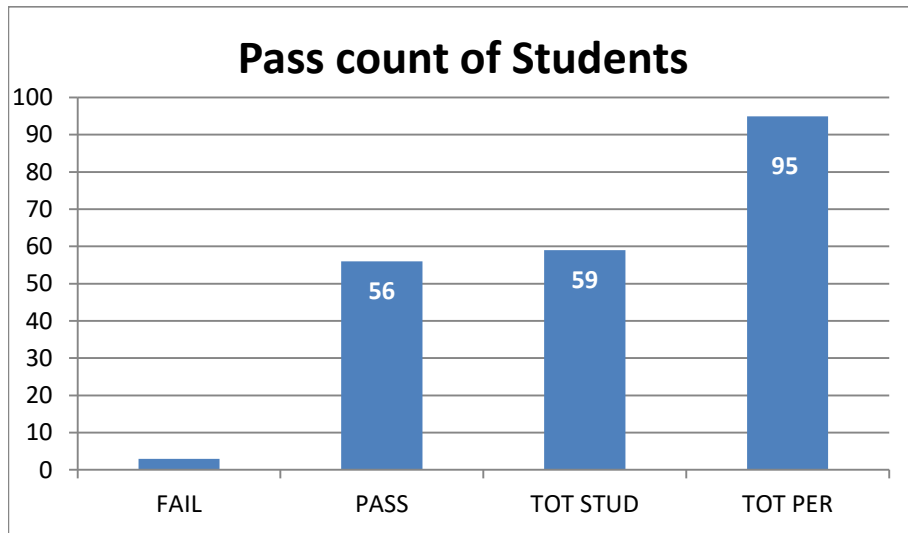
Date: 30-MAR-2019

Head of the Department



DEPARTMENT OF MCA, MIT MYSORE

V Semester MCA 2016 Batch Result Analysis Examination DEC to JAN 2019



FAIL	TOTAL PASS	PERCENTAGE
3	56	95%

Subject	Total Pass	Fail	Absent	Percentage
OOMD	57	2	NIL	97 %
C#	58	1	NIL	98 %
MA	59	0	NIL	100 %
CC	58	1	NIL	98 %
SPM	58	1	NIL	98 %
OOM Lab	58	1	NIL	98 %
C# Lab	58	1	NIL	98 %
MA Lab	58	1	NIL	98 %

Total Number of Students = 59

Maximum Marks = 800

Total Credits = 24

16MCA51	OOMD
16MCA52	C#
16MCA53	MA
16MCA542	CC
16MCA544	SPM
16MCA56	OOM Lab
1MCA57	C# Lab
16MCA58	MA Lab

Date: 18-MAR-2019

Head of the Department